

# ప్రాచీన తెలుగు కవిత్వం

డిగ్రీ (జనరల్) / సెమిస్టర్

రచయితలు

డా॥ బి. అశోక్

తెలుగు విభాగం

ఎస్. వి. విశ్వ విద్యాలయం

తిరువతి, ఆంధ్రప్రదేశ్ - 517 502



**Dr. B. R. Ambedkar Open University**  
**Eluru, Andhra Pradesh, India**  
**[www.drabraouap.org](http://www.drabraouap.org)**

All rights reserved. No part of this publication which is material protected by this copyright notice may be reproduced or transmitted or utilized or stored in any form or by any means now known or hereinafter invented, electronic, digital or mechanical, including photocopying, scanning, recording or by any information storage or retrieval system, without prior written permission.



**Dr. B. R. Ambedkar Open University**  
**Eluru, Andhra Pradesh, India**  
**[www.drbraouap.org](http://www.drbraouap.org)**

## విజయోస్తు

మమ్మీ అన్న మాటలో మమకారం కన్న  
అమ్మ! అన్న మాటలో మాధుర్యం మిన్న  
అమ్మ నుండి అలవడే అమృత భాష  
ఆత్మీయతను పెంచే ఆంధ్ర భాష

మాధుర్యాన్ని పెంచే మాన్యభాష  
రాగసుధలను రంగరించే రాష్ట్ర భాష  
మమకారాన్ని పంచే మాతృభాష  
తేనెలోలుకు భాష మన తెలుగు భాష

తెలుగు భాషను గౌరవిద్దాం  
తెలుగు భాషలో మాట్లాడుదాం  
తెలుగు జాతికి వన్నెతెద్దాం  
ఇదే తెలుగుతల్లికి మనమిచ్చే నీరాజనాలు

- రచయితలు

# జనరల్ తెలుగు / సెమిస్టర్ - 1

## ప్రాచీన తెలుగు కవిత్వం

ఈ కోర్సు విజయవంతంగా ముగించాక, విద్యార్థులు క్రింది అభ్యసన ఫలితాలను పొందగలరు.

1. ప్రాచీన తెలుగుసాహిత్యం యొక్క ప్రాచీనతను, విశిష్టతను గుర్తిస్తారు. తెలుగు సాహిత్యంలో ఆదికవి నన్నయ కాలంనాటి భాషానంకృతులను, ఇతిహాసకాలంనాటి రాజనీతి విషయాలపట్ల పరిజ్ఞానాన్ని సంపాదించగలరు.
2. శివకవుల కాలంనాటి మతపరిస్థితులను, భాషావిశేషాలను గ్రహిస్తారు. తెలుగు సుడికారం, సామెతలు, లోకోక్తులు మొదలైన భాషాంశాల పట్ల పరిజ్ఞానాన్ని పొందగలరు.
3. తిక్కన భారతంనాటి మత, ధార్మిక పరిస్థితులను, తిక్కన కవితాశిల్పాన్ని, నాటకీయతను అవగాహన చేసుకోగలరు.
4. ఎఱ్ఱన సూక్తివైచిత్రిని, ఇతిహాస కవిత్వంలోని విభిన్న రీతులపట్ల అభిరుచిని పొందగలరు. శ్రీనాథుని కాలం నాటి కవితావిశేషాలను, మొల్ల కవితా విశిష్టతను గుర్తించగలరు.
5. తెలుగు పద్యం స్వరూప-స్వభావాలను, సాహిత్యాభిరుచిని పెంపొందించుకుంటారు. ప్రాచీన కావ్యభాషలోని వ్యాకరణాంశాలను అధ్యయనం చేయడం ద్వారా భాషాసామర్థ్యాన్ని, రచనలో మెళకువలను గ్రహించగలరు.

### పాఠ్య ప్రణాళిక

#### యూనిట్ - I

రాజనీతి - నన్నయ

మహాభారతం - సభాపర్వం - ప్రథమాశ్వాసం - (26-57 పద్యాలు)

#### యూనిట్ - II

దక్షయజ్ఞం - నన్నెచోడుడు

కుమారసంభవం - ద్వితీయాశ్వాసం - (49 - 86 పద్యాలు)

### యూనిట్ - III

ధామ్య ధర్మోపదేశము - తిక్కన

మహాభారతం - విరాటపర్వం - ప్రథమాశ్వాసం - (116 - 146) పద్యాలు

### యూనిట్ - IV

పలనాటి బెబ్బలి - శ్రీనాథుడు (పలనాటి వీరచరిత్ర - ద్విపద కావ్యం పుట 108 - 112 'బాలచంద్రుడు భీమంబగు సంగ్రామం బొనర్చుట.. (108)..

వెఱగంది కుంది' (112) సం. అక్కిరాజు ఉమాకాంతం ముద్రణ. వి. కె. స్వామి, బెజవాడ 1911.

### యూనిట్ - V

సీతారావణ సంవాదం - మొల్ల

రామాయణము - సుందరకాండము - (40 - 87 పద్యాలు)

### వ్యాకరణం

**సంధులు:** ఉత్ప, త్రిక, ద్రుతప్రకృతిక, నుగాగమ, ద్విరుక్తటకారాదేశ, యణాదేశ, వృద్ధి, శ్చుత్వ, జశ్వ, అనునాసిక సంధులు.

**సమాసాలు:** అవ్వయిభావ, తత్పురుష, కర్మధారయ, ద్వంద్వ, ద్విగు, బహువ్రీహి.

**అలంకారాలు:**

**అర్థాలంకారాలు:** ఉపమ, ఉత్పేక్ష, రూపక, స్వభావోక్తి, అర్థాంతరవ్యాస, అతిశయోక్తి.

**శబ్దాలంకారాలు:** అనుప్రాస (వృత్త్యనుప్రాస, ఛేకామప్రాస లాటానుప్రాస, అంత్యానుప్రాస) ఛందస్సు

**వృత్తాలు:** ఉత్పలమాల, చంపకమాల, శార్దూలము, మత్తేభము;

**జాతులు:** కందం, ద్విపద; ఉపజాతులు: ఆటవెలది, తేటగీతి, సీసం మరియు ముత్యాలసరాలు

**విషయ సూచిక**  
**ప్రాచీన తెలుగు కవిత్వం**

**యూనిట్-1: రాజనీతి**

1.1	ఉద్దేశం	1
1.2	కవి పరిచయం	1
1.3	మహాభారత ప్రాశస్త్యము	1
1.4	పాఠ్యభాగం	2
1.5	పాఠ్యభాగ పరిచయం	7
1.6	కఠిన పదాలకు అర్థాలు	7
1.7	ప్రతిపదార్థ : తాత్పర్యాలు	10
1.8	సందర్భ సహిత వ్యాఖ్యలు	17
1.9	పాఠ్యభాగ సారాంశం	19
1.10	ప్రశ్నలు - జవాబులు	22
1.11	సంగ్రహ ప్రశ్నలు	30
1.12	అభ్యాసం	31

**యూనిట్-2: దక్షయజ్ఞం**

2.1	ఉద్దేశం	33
2.2	కవి పరిచయం	33
2.3	పాఠ్యభాగము	34
2.4	పాఠ్యాంశ పరిచయం	39
2.5	ప్రతిపదార్థ - తాత్పర్యాలు	42
2.6	సందర్భ సహిత వ్యాఖ్యలు	49
2.7	పాఠ్యభాగసారాంశము	51

2.8	ప్రశ్నలు - జవాబులు	54
2.9	సంగ్రహ ప్రశ్నలు	63
2.10	అభ్యాసం	64

**యూనిట్-3: ధౌమ్య ధర్మోపదేశం**

3.1	ఉద్దేశం	67
3.2	పరిచయం	67
3.3	పాఠ్యభాగము	68
3.4	పాఠ్యభాగ పరిచయం	73
3.5	కఠిన పదాలకు అర్థాలు	73
3.6	ప్రతిపదార్థ - తాత్పర్యాలు	75
3.7	సందర్భ సహిత వ్యాఖ్యలు	80
3.8	పాఠ్యభాగ సారాంశము	82
3.9	ప్రశ్నలు -సమాధానములు	85
3.10	సంగ్రహ ప్రశ్నలు	91
3.11	అభ్యాసం	93

**యూనిట్-4: పలనాటి బెబ్బులి**

4.1	ఉద్దేశం	95
4.2	పరిచయం	95
4.3	పాఠ్యభాగము	96
4.4	పాఠ్యభాగ పరిచయం	104
4.5	కఠిన పదాలకు అర్థాలు	104
4.6	సందర్భ సహిత వ్యాఖ్యలు	108
4.7	పాఠ్యభాగం సారాంశం	110

4.8	వ్యాసరూప ప్రశ్నలు	113
4.9	సంగ్రహ ప్రశ్నలు	118
4.10	అభ్యాసం	120

**యూనిట్-5: సీతారావణ సంవాదం**

5.0	ఉద్దేశం	121
5.1	కవియిత్రి పరిచయం	121
5.2	పాఠ్యభాగము	121
5.3	పాఠ్యభాగ పరిచయం	130
5.4	కఠిన పదాలకు అర్థాలు	130
5.5	సందర్భ సహిత వ్యాఖ్యలు	137
5.6	పాఠ్యభాగసారాంశం	139
5.7	ప్రశ్నలు సమాధానములు	144
5.8	సంగ్రహరూప ప్రశ్నలు	153
5.9	అభ్యాసం	156

**యూనిట్-6: వ్యాకరణం**

6.1	సంధులు	157
6.2	సమాసములు	162
6.3	అలంకారములు	167
6.4	ఛందస్సు	170

# *A Course in Communication and Soft Skills*

*As per Choice Based Credit System (CBCS)  
For Degree 1-Year/1-sem  
Common to all Branches*



**Authors**

**Prof. V. Ravi Naidu**

Dept. of English

S.V. University, Tirupati - 517502 AP



**Dr. B. R. Ambedkar Open University**

**Eluru, Andhra Pradesh, India**

**[www.drbraouap.org](http://www.drbraouap.org)**

**Year : 2026**

**Edition : First**

All rights reserved. No part of this publication which is material protected by this copyright notice may be reproduced or transmitted or utilized or stored in any form or by any means now known or hereinafter invented, electronic, digital or mechanical, including photocopying, scanning, recording or by any information storage or retrieval system, without prior written permission from the Publisher.



**Dr. B. R. Ambedkar Open University**

**Eluru, Andhra Pradesh, India**

**[www.drbraouap.org](http://www.drbraouap.org)**

# *A Course in Communication and Soft Skills*

---

---

## **Learning Outcomes**

*By the end of the course the learner will be able to:*

- Use grammar effectively in writing and speaking.
- Demonstrate the use of good vocabulary
- Demonstrate an understating of writing skills
- Acquire ability to use Soft Skills in professional and daily life.
- Confidently use the tools of communication skills

### **Unit-1: Listening Skills**

- i. Importance of Listening
- ii. Types of Listening
- iii. Barriers to Listening
- iv. Effective Listening

### **Unit-2: Speaking Skills**

- a. Sounds of English: Vowels and Consonants
- b. Word Accent
- c. Intonation

### **Unit-3: Grammar**

- a. Concord
- b. Modals
- c. Tenses (Present/Past/Future)
- d. Articles
- e. Prepositions
- f. Question Tags
- g. Sentence Transformation (Voice, Reported Speech & Degrees of Comparison)
- h. Error Correction

### **Unit-4: Writing**

- i. Punctuation
- ii. Spelling
- iii. Paragraph Writing

### **Unit-5: Soft Skills**

- a. SWOC
- b. Attitude
- c. Emotional Intelligence
- d. Telephone Etiquette
- e. Interpersonal Skills

# Content

## *A Course in Communication and Soft Skills*

---

---

### Unit-1: Listening skills

1.0	Objectives	1
1.1	Listening Skills	1
1.2	Importance	2
1.2.1	Importance of Listening Skills	3
1.2.2	Ways to Improve Listening Skill	3
1.3	Techniques to Improve Listening	4
1.3.1	Characteristics associated with the Speaker and Listener	4
1.4	Process or Stages of Listening	5
1.5	Listening Modes	6
1.5.1	Advantages of Listening	7
1.5.2	Poor Listening Habits	8
1.5.3	Good Listening Habits	8
1.6	Types of Listening	9
1.7	Barriers To Listening	12
1.8	Effectiveness of Listening	14
1.8.1	Strategies for Effective Listening	16
1.9	Listening Comprehension	17
1.9.1	Listening to Sounds: Sounds of English Language	18
1.10	Exercises	19
1.11	Check your Progress	21
1.12	Outcomes	21
1.13	Exercise	22
1.14	Practice Exercises	22

### Unit-2: Speaking Skills

2.0	Objectives	25
2.1	Introduction	25
2.2	Essentials Of Effective Speaking Skills	26
2.2.1	Principles of Speaking Skills	27
2.2.2	Improving Speaking Skills	28
2.3	Barriers of Speaking skills	29
2.3.1	Effectiveness of Speaking Skills	30

2.4	Sounds of English	<b>30</b>
2.5	Introduction To Phonetics	<b>31</b>
	2.5.1 The Sounds of English	<b>32</b>
	2.5.2 Task	<b>33</b>
2.6	Vowels	<b>34</b>
	2.6.1 Pure Vowels or Monophthongs	<b>35</b>
	2.6.2 Tasks	<b>40</b>
	2.6.3 Diphthongs	<b>42</b>
	2.6.4 Tasks	<b>47</b>
2.7	Consonants	<b>48</b>
	2.7.1 Double Consonant Letters	<b>56</b>
	2.7.2 Tasks	<b>58</b>
2.8	Word Accent	<b>60</b>
	2.8.1 Importance of Stress	<b>61</b>
	2.8.2 Aspects of Word Stress	<b>61</b>
	2.8.3 Rules of Word Stress	<b>63</b>
	2.8.4 Stress Shift According to Function	<b>67</b>
	2.8.4 Stress Shift According to Function	<b>67</b>
	2.8.5 Stress in Compound Words	<b>67</b>
2.9	Tasks	<b>68</b>
2.10	Accent/Stress and Rhythm in Connected Speech	<b>69</b>
	2.10.1 Rhythm in Connected Speech	<b>70</b>
	2.10.2 Strong/Weak Forms and Contracted Forms	<b>71</b>
2.11	Tasks	<b>74</b>
2.12	Intonation	<b>75</b>
	2.12.1 Objective Factors	<b>76</b>
	2.12.2 Tone Groups	<b>76</b>
	2.12.3 Some Important Points to be Remembered	<b>80</b>
2.13	Tasks	<b>81</b>
2.14	Outcomes	<b>81</b>
2.15	Check Out	<b>81</b>
	<b>Unit-3: Grammar</b>	
3.0	Objectives	<b>83</b>
3.1	Importance of Grammar	<b>84</b>
3.2	Concord	<b>84</b>
	3.2.1 Rules for Concord	<b>85</b>
	3.2.2 Concord of Proximity	<b>88</b>

3.2.3	The Basics of Subject-Verb Concord	89
3.2.4	Tasks	90
3.2.5	Check Out	93
3.3	Modals	94
3.3.1	List of Modal Verbs	94
3.3.2	Tasks	99
3.3.3	Check Out	101
3.4	Tenses (Present/ Past/ Future)	102
3.4.1	Present Tense	103
3.4.2	Past Tense	105
3.4.3	Future Tense	106
3.4.4	Tasks	108
3.4.5	Check Out	113
3.5	Articles	121
3.5.1	The Definite Article	122
3.5.2	The Indefinite Article	122
3.5.3	Indefinite articles with Incountable Nouns	123
3.5.4	Uses of Article ‘a’	124
3.5.5	Uses of Article ‘an’	125
3.5.6	Omission of Articles/Zero Article	125
3.5.7	Use of the Definite Article ‘the’	127
3.5.8	Omission of the Article ‘the’	128
3.5.9	Task	129
3.5.10	Check Out	132
3.6	Prepositions	136
3.6.1	Types of Prepositions	136
3.6.2	Unnecessary Prepositions	138
3.6.3	Other Uses of Preposition	138
3.6.4	Task (GATE 2018)	139
3.6.5	Check Out	142
3.7	Question Tags	144
3.7.1	Positive or Negative Question Tags	144
3.7.2	Intonation	146
3.7.3	Tone Groups	148
3.7.4	Some Important Points to be Remembered	150
3.7.5	Tasks	151
3.7.6	Check Out	153

3.8	Reported Speech	155
3.8.1	Direct and Indirect Speech	155
3.8.2	Converting Direct Speech into Indirect Speech	157
3.8.3	Rules for Reported Speech	157
3.8.4	Tasks	166
3.8.5	Check Out	168
3.9	Active and Passive Voice	169
3.9.1	When to use Active and Passive Voice	169
3.9.2	Active to Passive Voice Rules For Conversion of Sentence	170
3.9.3	Tasks	173
3.9.4	Check Out	184
3.10	Degree of Comparison	187
3.10.1	Rules for Changing the Degrees of Comparison	190
3.10.2	Degrees of Comparison are Applicable only to Adjectives and Adverbs	192
3.10.3	Rules for Adjectives and Adverbs in Degrees of Comparison	194
3.10.4	Tasks	198
3.11	Outcomes	200

**Unit-4: Writing**

4.0	Objectives	201
4.1	Introduction	201
4.2	Significance Of Writing	203
4.2.1	Spelling	204
4.3	Tasks (SSC Codes)	207
4.4	Punctuation	212
4.4.1	Task	216
4.5	Paragraph Writing	217
4.5.1	Organising Principles of Paragraph Writing	218
4.5.2	Paragraph Development Techniques and Methods	220
4.5.3	Types of Paragraphs	222
4.5.4	Tasks	223
4.6	Outcomes	224
4.7	Check Out	224

**Unit-5: Soft Skills**

5.0	Objectives	229
5.1	Introduction	229
5.1.1	How it Works	230
5.1.2	Importance	230

5.1.3	Soft Skills List and Examples	231
5.1.4	Improvement of Soft Skills	232
5.1.5	Highlight your Soft Skills	233
5.2	SWOC	234
5.2.1	Personal SWOT Analysis	235
5.2.2	SWOT Questions to Ask Yourself	237
5.2.3	Determining the Outcomes	238
5.2.4	Taking Action	238
5.2.5	Why do A Personal SWOT Analysis?	238
5.2.6	When Should you Perform a Personal SWOT Analysis	241
5.3	Attitude	242
5.3.1	Definition of Attitude	242
5.3.2	Components of Attitude	244
5.3.3	Factors Influencing Attitude	246
5.3.4	Differences between Attitude and Behaviour	247
5.3.5	Differences between Attitude and Behavior	248
5.3.6	Attitude at Workplace	248
5.3.7	Effects of Positive Attitude	249
5.3.8	Effects of Negative Attitude	250
5.4	Emotional Intelligence	251
5.4.1	The 4 Dimensions of Emotional Intelligence (and a Chart)	253
5.4.2	Key Skills in the Emotional Intelligence Framework	254
5.4.3	Emotional Intelligence, IQ, and Personality Are Different	255
5.4.4	Emotional Intelligence Is Linked to Performance	256
5.4.5	Emotional Intelligence Can Be Developed	257
5.5	Telephone Etiquette	259
5.5.1	Essential Rules of Phone Etiquette	261
5.5.2	Customer Service Phone Etiquette	263
5.5.3	Ways to Improve Your Telephone Etiquette	265
5.6	Interpersonal Skills	266
5.6.1	Understanding Interpersonal Skills	266
5.6.2	Importance of Interpersonal Skills	267
5.6.3	How to Improve Interpersonal Skills	268
5.6.4	Highlight Interpersonal Skills when Applying for Jobs	268
5.7	Outcomes	269
5.8	Interview Questions	270

Life Skill Course  
***Human Values and Professional Ethics***

*As per Choice Based Credit System (CBCS)  
Common to all Branches*



**Author**

**Dr. M. Shanthi**

Dept. of Management Studies

S.V. University, Tirupati - 517502 AP



**Dr. B. R. Ambedkar Open University  
Eluru, Andhra Pradesh, India**

**[www.drbraouap.org](http://www.drbraouap.org)**

**Year : 2026**

**Edtion : First**

All rights reserved. No part of this publication which is material protected by this copyright notice may be reproduced or transmitted or utilized or stored in any form or by any means now known or hereinafter invented, electronic, digital or mechanical, including photocopying, scanning, recording or by any information storage or retrieval system, without prior written permission from the Publisher.



**Dr. B. R. Ambedkar Open University**  
**Eluru, Andhra Pradesh, India**  
**[www.drbraouap.org](http://www.drbraouap.org)**

# *Human Values and Professional Ethics*

---

---

## **Learning Outcome**

On completion of this course, the UG students will be able to:

- Understand the significance of value inputs in a classroom and start applying them in their life and profession
- Distinguish between values and skills, happiness and accumulation of physical facilities, the Self and the Body, Intention and Competence of an individual, etc.
- Understand the value of harmonious relationship based on trust and respect in their life and profession
- Understand the role of a human being in ensuring harmony in society and nature.
- Distinguish between ethical and unethical practices, and start working out the strategy to actualize a harmonious environment wherever they work.

### **Unit-1: Introduction - Definition, Importance, Process & Classifications of Value Education**

- Understanding the need, basic guidelines, content and process for Value Education
- Understanding the thought provoking issues; need for Values in our daily life
- Choices making - Choosing, Cherishing & Acting
- Classification of Value Education: understanding Personal Values, Social Values, Moral Values & Spiritual Values.

### **Unit-2: Harmony in the Family - Understanding Values in Human Relationships**

- Understanding harmony in the Family- the basic unit of human interaction
- Understanding the set of proposals to verify the Harmony in the Family;

- Trust (*Vishwas*) and Respect (*Samman*) as the foundational values of relationship
- Present Scenario: Differentiation (Disrespect) in relationships on the basis of body, physical facilities, or beliefs.
- Understanding the Problems faced due to differentiation in Relationships
- Understanding the harmony in the society (society being an extension of family): *Samadhan, Samridhi, Abhay, Sah-astitva* as comprehensive Human Goals
- Visualizing a universal harmonious order in society- Undivided Society (*Akhand Samaj*), Universal Order (*Sarvabhaum Vyawastha* )- from family to world family.

### **Unit-3: Professional Ethics in Education**

- Understanding about Professional Integrity, Respect & Equality, Privacy, Building Trusting Relationships.
- Understanding the concepts; Positive cooperation, Respecting the competence of other professions.
- Understanding about Taking initiative and Promoting the culture of openness.
- Depicting Loyalty towards Goals and objectives.

**Content**  
***Human Values and Professional Ethics***

---

---

**Unit-1: Introduction**

1.0	Objectives	1
1.1	Introduction	1
1.2	Value Education	2
1.2.1	Effective Management of Value Education	4
1.2.2	Objectives of Value-Education	6
1.2.3	Significance of Value Education	7
1.2.4	Guidelines for Value Education	7
1.2.5	Importance of Value Education	8
1.3	Introduction to Values	9
1.4	Definition of Values	10
1.5	Classification of Value Education	12
1.5.1	Characteristics of Values	14
1.5.2	Types of Values	15
1.6	Human Values	15
1.6.1	Evolution of Human Values	16
1.6.2	Important Human Values	17
1.6.3	Types of Human Values	17
1.6.4	Universal Values	18
1.6.5	Cultural Values	18
1.6.6	Humanbeing in Bigger Order	19
1.6.7	Fundamental Values	20
1.7	Content of Value Education	20
1.8	Role of Value Education	21
1.9	Need for Value Education	22
1.9.1	Basic Guidelines for Value Education	25
1.10	Content and Process of Value Education	26
1.10.1	Preconditioning	26

1.10.2	Ways to Apply our Personal Core values in Daily Life	27
1.10.3	Ways to Select Choice Making	29
1.11	Prosperity as parts of Value Education	29
1.11.1	Physical Facilities for Animals and Humans	32
1.11.2	Basic Human Aspirations	35
1.11.3	Our State Today in Human Aspiration	36
1.11.4	Need for Right Understanding	37
1.11.5	Why is Happiness so Important to All of Us?	38
1.11.6	Differences between Prosperity and Wealth	38
1.11.7	SVDD, SSDD, SSSS	40
1.12	Outcomes	42
1.13	Review Questions	42
1.14	Multiple Choice Questions	43
<b>Unit-2: Harmony in the Family</b>		
2.0	Objectives	45
2.1	Introduction	45
2.2	Harmony	46
2.2.1	Harmony in Society	47
2.2.2	Extended Relationship from Family to Society	47
2.2.3	Harmony from Family to World Family	48
2.3	Harmony in Nature	48
2.4	Harmony in the family	49
2.4.1	Family is Basic Unit of Human Interaction	50
2.4.2	Family is a Natural Laboratory	50
2.5	Family is Basic Unit of all Interaction	50
2.5.1	Set of Proposals to Verify Harmony in Family	51
2.5.2	Justice (Nyaya)	51
2.5.3	Differentiation (Disrespect) in Relationships	52
2.5.4	Problems Faced Due to Differentiation in Relationships	54
2.6	Values in Relationships	55

2.6.1	Values in Human Relationships	56
2.7	Basics for respect and today's Crisis	57
2.7.1	Trust (Vishwas)	57
2.7.2	Respect (Samman)	59
2.7.3	Affection	60
2.7.4	Care	61
2.7.5	Guidance	61
2.7.6	Reverence	62
2.7.7	Glory	62
2.7.8	Gratitude	62
2.7.9	Love	63
2.7.10	Difference between Belief & Understanding	64
2.8	Comprehensive Human Goal: The Five dimensions of Human Endeavour	64
2.8.1	Comprehensive Human Goal	67
2.8.2	Five Dimensions of Human Endeavour	68
2.8.3	Prosperity in Families	69
2.8.4	Recyclability and Self-regulation in Nature	70
2.9	Universal Human Order	71
2.9.1	Right understanding in the Individuals is the basis for Harmony in the Family	72
2.10	Outcomes	72
2.11	Review Questions	73
2.12	Multiple Choice Questions	74

### Unit-3: Professional Ethics in Education

3.0	Objectives	77
3.1	Introduction	77
3.2	Value Based Life and Profession	78
3.3	Professional Integrity	78
3.3.1	Professional Integrity in Business	79
3.3.2	Equality and Respect	80
3.3.3	Is Professional Integrity is Possible in Actual Working	80

3.3.4	Important of Professional Integrity in the Workplace	<b>80</b>
3.3.5	Tips for Maintaining Integrity	<b>81</b>
3.3.6	Demonstrate of Integrity in the Workplace	<b>83</b>
3.3.7	Examples of Integrity in the Workplace	<b>83</b>
3.4	Respect and Equality	<b>84</b>
3.4.1	Respect	<b>84</b>
3.4.2	Equality	<b>85</b>
3.4.3	Characteristic Features of Equality	<b>85</b>
3.4.4	Kinds of Equality	<b>86</b>
3.5	Privacy	<b>89</b>
3.5.1	Multiple Dimensions or Types of Privacy	<b>89</b>
3.5.2	Chief Contents or Aspects of Privacy	<b>91</b>
3.6	Privacy Law	<b>94</b>
3.6.1	Classification of Privacy Law	<b>94</b>
3.7	Building Trusting Relationship	<b>95</b>
3.7.1	How to Build Good Work Relationships	<b>96</b>
3.8	Positive Cooperation	<b>98</b>
3.8.1	Importance of Cooperation	<b>99</b>
3.8.2	Advantages of Cooperation	<b>100</b>
3.9	Ethical Competence	<b>101</b>
3.9.1	Salient Features of Competence in Professional Ethics	<b>102</b>
3.9.2	Respecting the competence of other professions	<b>103</b>
3.9.3	Fundamental Principles in Competence in Professional Ethics	<b>103</b>
3.10	Openness	<b>104</b>
3.10.1	Drivers of Openness in an Organization	<b>105</b>
3.11	Loyalty	<b>108</b>
3.11.1	Loyalty towards Goals and Objectives	<b>108</b>
3.11.2	Differing Concepts of Loyalty	<b>108</b>
3.12	Outcomes	<b>110</b>
3.13	Review Questions	<b>110</b>
3.14	Multiple Choice Questions	<b>111</b>

Skill Development Course  
***Office Secretaryship***  
*As per Choice Based Credit System (CBCS)*  
*Common to all Branches*



**Author**

**Dr. M. Shanthi**

Dept. of Management Studies

S.V. University, Tirupati - 517502 AP



**Dr. B. R. Ambedkar Open University**  
**Eluru, Andhra Pradesh, India**  
**[www.drbraouap.org](http://www.drbraouap.org)**

**Year : 2026**

**Edtion : First**

All rights reserved. No part of this publication which is material protected by this copyright notice may be reproduced or transmitted or utilized or stored in any form or by any means now known or hereinafter invented, electronic, digital or mechanical, including photocopying, scanning, recording or by any information storage or retrieval system, without prior written permission from the Publisher.



**Dr. B. R. Ambedkar Open University**  
**Eluru, Andhra Pradesh, India**  
**[www.drbraouap.org](http://www.drbraouap.org)**

# *Office Secretaryship*

---

---

## **Learning Outcomes**

By the successful completion of course, the student will be able to;

1. Understand the organizational hierarchy and outlines of functioning.
2. Comprehend the role of office secretaryship in a small and medium organization.
3. Acquire knowledge on office procedures and interpersonal skills.
4. Apply the skills in preparing and presenting notes, letters, statements, reports in different situations.

### **Unit-I: Introduction**

Introduction - Organisational structure of a small and medium organization - Types of offices - Kinds of secretaries - The scope of office secretaryship.

### **Unit-II: Office Secretary**

The role of an office secretary - Duties and responsibilities - Usage of different devices - Flowchart and office manuals - Coordinating different wings of an office/organisation - Arranging common meetings - Operations of banking and financial services - travel and hospitality management services.

### **Unit-III: Office Procedures**

Office procedures - Filing - Circulating files - Preparation of notes, circulars, agenda and minutes of meetings - Issue of press notes - Maintenance of files and records - Inventory, office, human resources, financial and confidential - maintaining public relations.

# Content

## *Office Secretaryship*

---

---

### Unit-1: Introduction

1.0	Objectives	1
1.1	Introduction	1
1.2	Organisation	2
1.2.1	Definitions of Organization and Organizing	2
1.2.2	Elements of Organization	3
1.2.3	Nature of Organization	6
1.2.4	Importance of Organization	7
1.2.5	Advantages of Organizing	7
1.2.6	Principles of Organization	9
1.2.7	Steps in the Process of Organisation	11
1.3	Organizations Structure	12
1.3.1	Significance of Organization Structure	13
1.3.2	Principles of Organization Structure	14
1.4	Types of Organizations	14
1.4.1	Based on Organization Structure	14
1.4.2	Based on Authority	19
1.5	Meaning and Definition of Office	22
1.5.1	Office Work	24
1.5.2	Office Activities	25
1.5.3	Factors Contributing to the Growth of Office Work	26
1.5.4	Types of Office	27
1.6	Secretary	28
1.6.1	Appointment of a Secretary	30

1.6.2	Qualifications and Personal Qualities of a Secretary	31
1.6.3	Remuneration of a Secretary	35
1.6.4	Functions or Duties of a Secretary	35
1.6.5	Rights of a Secretary	36
1.6.6	Powers of a Secretary	36
1.6.7	Liabilities of a Secretary	37
1.6.8	Importance of Secretary	37
1.7	Types of Secretary	38
1.8	Scope of Secretary	40
1.9	Outcomes	43
1.10	Review Questions	43

## Unit-2: Office Secretary

2.0	Objectives	45
2.1	Introduction	45
2.2	Role of an Office Secretary	46
2.3	Duties of Office Secretary	48
2.4	Responsibilities of Secretary	51
2.5	Usage of Different Devices	53
2.5.1	Brief Overview of Office Equipments	54
2.5.2	Brief List of Modern Office Technologies	55
2.5.3	Summary of the Advantages of Office Equipments	56
2.5.4	Meaning and Types of Mail	56
2.5.4.1	Handling of Incoming Mail	57
2.5.4.2	Handling of Outgoing Mail	59
2.5.4.3	Handling of Electronic Mail	62
2.5.4.4	Mail Room Equipment	63

2.6	Flow Chart	65
2.6.1	Straight-Line Flow of Work	66
2.6.2	Problems in Smooth Flow of Work	67
2.7	Office Manuals	68
2.7.1	Definition of Office Manual	68
2.7.2	Need for Office Manuals	69
2.7.3	Types of Office Manuals	69
2.7.4	Principles of Office Manuals	71
2.7.5	Steps in Preparation and Writing of Office Manuals	71
2.7.6	Advantages of Office Manuals	73
2.7.7	Disadvantages of Office Manuals	73
2.7.8	Revision and Distribution of Office Manuals	74
2.7.9	Distribution of Office Manuals	74
2.8	Coordinating Different Wings of an Office/Organisaton	74
2.9	Meeting - Meaning, Importance and Types of Meetings	77
2.9.1	Types of Meetings	77
2.9.2	Requisites of a Valid Meeting	79
2.9.3	Secretarial Duties Relating to Meetings	84
2.9.4	Terms Relating to Meeting	85
2.10	Services Provided by Banks	87
2.10.1	Other Common Facilities Provided by Banks	91
2.10.2	General Utility Services Provided by Banks	92
2.10.3	Terms Used in Banking Transactions	94
2.11	Modes of Travel	99
2.11.1	How to Make Railway Reservation	100

2.11.2	Air Travel	<b>101</b>
2.11.3	E-Ticket and Paper Ticket	<b>103</b>
2.11.4	Travel Agencies	<b>103</b>
2.11.5	Hotel Reservation	<b>104</b>
2.11.6	Itinerary	<b>105</b>
2.11.7	Organizing Travel	<b>105</b>
2.11.8	Tour Advance and Tour Claim	<b>106</b>
2.11.9	Overse as Travel Appangement	<b>106</b>
2.12	Outcomes	<b>108</b>
2.13	Review Questions	<b>109</b>
<b>Unit-3: Office Procedures</b>		
3.0	Objectives	<b>111</b>
3.1	Introduction	<b>111</b>
3.2	Meaning of Procedure	<b>113</b>
3.2.1	Definition	<b>113</b>
3.2.2	Importance of Systems and Procedures	<b>114</b>
3.2.3	Benefits and Limitations of Systems and Procedures	<b>114</b>
3.3	Filing - Meaning, Importance and Essentials	<b>115</b>
3.3.1	Essentials of a Good Filing System	<b>117</b>
3.3.2	Classification of Filing - Alphabetical, Numerical, Geogr-Aphical, Subject, Chronological	<b>117</b>
3.3.3	Methods of filing- Horizontal and Vertical	<b>122</b>
3.3.4	E-Filing	<b>124</b>
3.3.5	Weeding out or Destruction of Old Records	<b>128</b>
3.3.6	Indexing	<b>128</b>
3.3.7	Filing Procedure	<b>132</b>

3.4	Notice	<b>134</b>
3.5	Circular	<b>137</b>
3.6	Preparation of Notice, Agenda and Minutes of Meeting	<b>139</b>
3.7	Press Note	<b>147</b>
3.7.1	Press Notes have the Force of Law	<b>147</b>
3.7.2	Press Notes are Subject to Judicial Review	<b>149</b>
3.8	Maintenance of Files and Records	<b>149</b>
3.8.1	Improve Records Management in Any Office	<b>153</b>
3.9	Maintenance of Inventory Records	<b>154</b>
3.9.1	Maintaining Inventory Records	<b>157</b>
3.10	Maintenance of Human Resource	<b>163</b>
3.10.1	Benefits of Cloud- Based Document Storage	<b>165</b>
3.10.2	Important Practices for Personnel Files	<b>165</b>
3.11	Maintenance of Financial Record	<b>166</b>
3.12	Confidential Files	<b>169</b>
3.13	Public Relations	<b>170</b>
3.13.1	Functions of Public Relations Department (Promotion Tools in PR)	<b>171</b>
3.13.2	Role of Public Relations in an Organisation	<b>173</b>
3.14	Outcomes	<b>175</b>
3.15	Review Questions	<b>175</b>

# *Business Organisation and Management*

*As per Choice Based Credit System (CBCS)*

**I - B.Com(Gen & CA) / I - Semester**



**Authors**

**Prof. B. Amarnath**

Dept. of Commerce

S.V. University, Tirupati - 517 502 AP



**Dr. B. R. Ambedkar Open University**

**Eluru, Andhra Pradesh, India**

[www.drbraouap.org](http://www.drbraouap.org)

**Year : 2026**

**Edtion : First**

All rights reserved. No part of this publication which is material protected by this copyright notice may be reproduced or transmitted or utilized or stored in any form or by any means now known or hereinafter invented, electronic, digital or mechanical, including photocopying, scanning, recording or by any information storage or retrieval system, without prior written permission from the Publisher.



**Dr. B. R. Ambedkar Open University**

**Eluru, Andhra Pradesh, India**

**[www.drbraouap.org](http://www.drbraouap.org)**

# **I - Year / I - Semester as per CBCS**

## ***Business Organisation and Management***

---

---

### **Learning Outcomes**

At the end of the course, the student will be able to

- Understand different forms of business organizations.
- Comprehend the nature of Joint Stock Company and formalities to promote a Company.
- Describe the Social Responsibility of Business towards the society.
- Critically examine the various organizations of the business firms and judge the best among them.
- Design and plan to register a business firm. Prepare different documents to register a company at his own.
- Articulate new models of business organizations.

### **Unit-I: Introduction Concepts of Business, Trade, Industry and Commerce**

Business - Meaning, Definition, Features and Functions of Business - Trade Classification - Aids to Trade - Industry Classification and Commerce - Factors Influencing the Choice of Suitable form of Organization.

### **Unit –II: Forms of Business Organizations**

Features, Merits and Demerits of Sole Proprietor Ship and Partnership Business - Features Merits and Demerits of Joint Stock Companies - Public Sector Enterprises (PSEs) - Multinational Corporations (MNCs)- Differences between Private Limited Public Limited Company.

### **Unit-III: Company Incorporation**

Preparation of Important Documents for Incorporation of Company - Certificate of Incorporation and Certificate of Commencement of Business - Contents of Memorandum and Articles of Association - Contents of Prospectus

### **Unit-IV: Management**

Meaning Characteristics - Fayol's 14 Principles of Management - Administration vs Management - Levels of Management

### **Unit-V: Functions of Management**

Different Functions of Management - Meaning - Definition - Characteristics Merits and Demerits of Planning - Principles of Organisation - Line and staff of Organisation

#### **Reference Books**

1. Industrial Organization and Management, C. B. Gupta, Sultan Chand.
2. Business Organization - C. D. Balaji and G. Prasad
3. Business Organization - R. K. Sharma and Shashi K Gupta
4. Business Organization & Management: Sharma Shashi K. Gupta
5. Business Organization & Management: C. R. Basu, Tata McGraw Hill.
6. Business Organization & Management: M. C. Shukla
7. Business Organisation and Management, Dr. Neeru Vasishth, Tax Mann Publications
8. **Business Organisation and Management**, Dr. B. E. V. L. Naidu, Seven Hills International Publishers, Hyderabad

# Content

## *Business Organisation and Management*

---

---

### Unit-I: Concept of Business

1.0	Objectives	1
1.2	Classification of Economic Activities	2
1.3	Distinction between Economic and Non-economic Activities	3
1.4	Introduction to Business	4
1.5	Definitions	4
1.6	Concepts of Business	5
	1.6.1 Difference between Traditional Concept and Modern Concept of Business	5
1.7	Scope of Business/Classification of business	6
	1.7.1 Characteristic Features of Business	7
	1.7.2 Types of Business	9
1.8	Objectives of Business	10
1.9	Functions of Business	16
1.10	Requisites of Modern Business	19
1.11	Qualities of Good Businessman	20
1.12	Social Responsibility	22
	1.12.1 Social Responsibility of Business	24
1.13	Meaning and Definition of Trade	26
	1.13.1 Classification of Trade	26
	1.13.2 Aids to Trade	28
1.14	Meaning and Definition of Industry	29
	1.14.1 Classification of Industries	29
	1.14.2 Some Key Parameters of Industries	33
1.15	Meaning and Definition of Commerce	34
	1.15.1 Characteristics of Commerce	35

1.15.2	Importance of Commerce	36
1.15.3	Components of Commerce/Classification of Commerce	36
1.15.4	Hindrances of Exchange of Goods and Services	39
1.15.5	Nature of Commerce	40
1.15.6	Importance of Commerce	41
1.15.7	Inter- relation between Industry, Trade and Commerce	42
1.15.8	Distinction between Trade, Commerce and Industry	43
1.16	Factors Influencing the Choice of Suitable form of Business Organisation	44
1.17	Outcomes	45
1.18	Review Questions	46
1.19	Multiple Choice Questions	47
<b>Unit-II: Forms of Business Organization</b>		
2.0	Objectives	51
2.1	Introduction	51
2.2	Meaning and Definition of Business Organisation	51
2.2.1	Characteristics of Business Organisation	52
2.3	Forms of Business Organisation	53
2.4	Joint Stock Company	55
2.4.1	Characteristics of Joint Stock Company	56
2.4.2	Advantages of Company form of Organisation	58
2.4.3	Disadvantages of Company form of Organisation	59
2.5	Sole Proprietorship	60
2.5.1	Definition	61
2.5.2	Characteristic Features of Sole Proprietorship Form of Business Organisation	61
2.5.3	Merits of Sole Proprietorship Form of Business Organisation	62
2.5.4	Social Utility of Sole Proprietorship	64
2.5.5	Limitations of Sole Proprietorship Business	64
2.5.6	Suitability of Sole Proprietorship form of Business Organisation	66
2.5.7	Formation of Sole Proprietorship form of Business	66

2.5.8	Legal Formalities Concerning Sole Proprietorship Business	<b>67</b>
2.5.9	Future of Sole Trader	<b>67</b>
2.5.10	Legal Position of Sole-Trade Business	<b>68</b>
2.5.11	Suitability of Sole Proprietorship	<b>69</b>
2.5.12	Social Desirability of a Sole Proprietorship	<b>69</b>
2.6	Partnership	<b>70</b>
2.6.1	Characteristics of Partnership	<b>71</b>
2.6.2	Merits of Partnership Business	<b>73</b>
2.6.3	Limitations of Partnership	<b>74</b>
2.6.4	Formation of Partnership form of Business Organisation	<b>75</b>
2.6.5	Partnership Deed	<b>76</b>
2.6.6	Kinds of Partnerships	<b>77</b>
2.6.7	Salient Features of Limited Partnership Firms	<b>78</b>
2.6.8	Advantages of Limited Partnership	<b>78</b>
2.6.9	Distinction between General Partnership and Limited Partnership	<b>79</b>
2.6.10	Kinds of Partners	<b>80</b>
2.6.11	Minor as a Partner	<b>82</b>
2.6.12	Rights, Duties and Liabilities of Partners	<b>83</b>
2.6.13	Relations of Partners to Third Partners	<b>84</b>
2.6.14	Doctrine of Implied Authority	<b>84</b>
2.6.15	Registration of Partnership Firm	<b>86</b>
2.6.16	Advantages of Registration	<b>86</b>
2.6.17	Consequences of Non-registration	<b>87</b>
2.6.18	Ideal Partnership	<b>87</b>
2.6.19	Suitability of Partnership Form of Business Organisation	<b>88</b>
2.6.20	Distinction between Sole Proprietorship Form of Business and Partnership Firm	<b>88</b>
2.6.21	Dissolution of a Partnership Firm	<b>90</b>
2.6.22	Settlement of Accounts on Dissolution of a Firm	<b>92</b>

2.7	Joint Hindu Family (JHF)	<b>93</b>
2.7.1	Characteristics of Joint Hindu Family Form of Business Organisation	<b>94</b>
2.7.2	Merits of Joint Hindu Family Form of Business Organisation	<b>95</b>
2.7.3	Limitations of Joint Hindu Family Business	<b>96</b>
2.7.4	Suitability of Joint Hindu Family Business	<b>96</b>
2.7.5	Formation of Joint Hindu Family Form of Business Organisation	<b>96</b>
2.8	Public Sector Enterprises (PSEs)	<b>97</b>
2.8.1	Forms of Organisation of Public Enterprises	<b>99</b>
2.8.2	Importance of Public Sector Enterprises	<b>105</b>
2.9	Multinational Corporations (MNCs)	<b>106</b>
2.9.1	The Rise of the Multinational Corporation	<b>107</b>
2.9.2	Characteristics of Multinational Corporations	<b>107</b>
2.9.3	Categories of Multinationals	<b>108</b>
2.9.4	Differences between types of Multinationals	<b>108</b>
2.9.5	Advantages of MNC's	<b>108</b>
2.9.6	Disadvantages of MNC's	<b>109</b>
2.10	Kinds of Companies	<b>109</b>
2.10.1	Exemptions and Privileges of A Private Company	<b>115</b>
2.10.2	Need for Special Privileges of a Private Company	<b>115</b>
2.10.3	Distinction between Private Company and Public Company	<b>116</b>
2.10.4	Differences between Partnership Firm and Joint Stock Company	<b>118</b>
2.11	One person Company	<b>119</b>
2.11.1	Features of a One Person Company	<b>119</b>
2.11.2	Formation of One Person Companies	<b>120</b>
2.11.3	Membership in One Person Companies	<b>120</b>
2.11.4	Privileges of One Person Companies	<b>120</b>
2.11.5	One Person Company VS. Sole Proprietorship	<b>121</b>
2.11.6	Formation of Companies (Section 3)	<b>122</b>
2.11.7	Memorandum (Section 4)	<b>122</b>
2.11.8	Annual Return (Section 92)	<b>127</b>

2.11.9	Annual General Meeting (Section 96)	128
2.11.10	Copy of Financial Statement to be Filed with Registrar (Section 137)	129
2.11.11	Company to have Board of Directors (Section 149)	130
2.11.12	Appointment of Directors (Section 152)	132
2.11.13	Meetings of Board (Section 173)	134
2.12	Introduction to Co-operative	135
2.12.1	Principles of Co-operative Societies	136
2.12.2	Characteristics of Co-operative Organisation	137
2.12.3	Classification of Co-operative Societies	141
2.12.5	Advantages of Co-operative organisations	141
2.12.6	Disadvantages of Co-operative Organisations	142
2.12.7	Problems of Co-operative Societies	143
2.13	Outcomes	143
2.14	Review Questions	143
2.15	Multiple Choice Questions	146
<b>Unit-III: Company in Corporation</b>		
3.0	Objectives	153
3.1	Promotion	153
3.1.1	Promoters	154
3.1.2	Characteristics of a Promoter	154
3.1.3	Funtions of Promoters	155
3.1.4	Remuneration of Promoters	155
3.1.5	Legal Position of Promoter	155
3.1.6	Types / Kinds of Promoters	156
3.1.7	Duties and Liabilities of PromotersDuties	156
3.2	Introduction to Corporation	157
3.3	Incorporation/Registration	158
3.4	Capital Subscription/rasing of Capital	161
3.4.1	Commencement of Business	162
3.5	Documents for registration of company	163

3.6	Memorandum of Association Definitions	<b>163</b>
3.6.1	Purpose of Memorandum of Association	<b>164</b>
3.6.2	Features of Memorandum of Association	<b>165</b>
3.6.3	Significance of Memorandum	<b>165</b>
3.6.4	Forms of Memorandum of Association	<b>165</b>
3.6.5	Clauses of Memorandum of Association	<b>171</b>
3.6.6	Advantages of Memorandum of Association	<b>173</b>
3.6.7	Alteration of Memorandum of Association	<b>173</b>
3.7	Articles of Association	<b>175</b>
3.7.1	Nature of Articles of Association	<b>176</b>
3.7.2	Special Features	<b>177</b>
3.7.3	Contents of Articles of Association	<b>177</b>
3.7.4	Differences between Memorandum and Articles of Associations	<b>178</b>
3.7.5	Forms of Articles of Association	<b>178</b>
3.7.6	Alteration of Articles of Association	<b>179</b>
3.8	Prospectus	<b>179</b>
3.8.1	Contents	<b>179</b>
3.8.2	Liability for Mis-statements in Prospectus	<b>181</b>
3.8.3	Shelf-prospectus	<b>182</b>
3.8.4	Red Herring Prospectus	<b>182</b>
3.8.5	Statement in Lieu of Prospectus	<b>183</b>
3.9	Outcomes	<b>183</b>
3.10	Review Questions	<b>183</b>
3.11	Multiple Choice Questions	<b>184</b>
	<b>Unit-IV: Management</b>	
4.0	Objectives	<b>189</b>
4.1	Introduction	<b>189</b>
4.2	Definitions of Management	<b>190</b>
4.2.1	Nature of Management	<b>193</b>

4.3	Administration, Management and Organisation	<b>197</b>
4.3.1	Difference between Administration, Management and Organisation	<b>198</b>
4.4	Scope of Management	<b>199</b>
4.5	Importance of Management	<b>200</b>
4.5.1	Management Process	<b>202</b>
4.6	Functions of Management	<b>202</b>
4.7	Levels of Management	<b>205</b>
4.7.1	Top- Level Management	<b>206</b>
4.7.2	Middle-Level Management	<b>207</b>
4.7.3	Lower Level Management	<b>208</b>
4.8	Managerial Skills	<b>209</b>
4.9	Scientific Management	<b>210</b>
4.10	Evolution of Scientific Management	<b>212</b>
4.10.1	Definitions of Scientific Management	<b>212</b>
4.10.2	Features of Scientific Management	<b>213</b>
4.10.3	Aims and Objectives of Scientific Management	<b>213</b>
4.10.4	Elements of Scientific Management	<b>214</b>
4.11	Principles of Scientific Management	<b>217</b>
4.11.1	Advantages of Scientific Management	<b>218</b>
4.11.2	Criticism's of Scientific Management	<b>218</b>
4.12	Henry Fayol (1841-1925)	<b>219</b>
4.12.1	Fayol's Principles of Management	<b>219</b>
4.12.2	Taylor and Fayol's Management Approaches	<b>224</b>
4.12.3	Differences Between Contributions of Taylor and Fayol	<b>224</b>
4.13	Outcomes	<b>225</b>
4.14	Review Questions	<b>225</b>
4.15	Multiple Choice Questions	<b>225</b>
<b>Unit-V: Functions of Management</b>		
5.0	Objectives	<b>229</b>
5.1	Introduction	<b>229</b>

5.2	Planning	230
5.2.1	Features / Nature of Planning	231
5.2.2	Significance/ Importance of Planning	232
5.2.3	Characteristics of Planning	233
5.2.4	Principles of Planning	234
5.2.5	Reasons for Planning	235
5.3	Types of Plans	236
5.3.1	Classification on the Basis of Levels of Management	237
5.3.2	Classification on the Basis of Coverage of Activities	237
5.3.3	Classification on the Basis of Time Period	238
5.3.4	Classification on the Basis of use	238
5.3.5	Classification on the Basis of Functional Areas	240
5.3.6	Classification on the Basis of Degree of Formalization	241
5.3.7	Advantages of Planning	241
5.3.8	Limitations of Effective Planning	242
5.3.9	Process of Planning	243
5.4	Objectives and its Characteristics	246
5.4.1	Characteristics of Business Objectives	246
5.4.2	Multiplicity of Objectives	247
5.4.3	Advantages of Formal Definition of Objectives	247
5.4.4	The Process of Setting the Objectives	248
5.4.5	Problems in Setting Objectives	249
5.4.6	Measures for Effective Planning	249
5.4.7	Approaches of Planning	251
5.5	Organisation	251
5.5.1	Meaning of Organisation and Organising	251
5.5.2	Concepts of Organisation	252
5.5.3	Elements of Organisation	253
5.5.4	Importance of Organisation	255

5.5.5	Principles of Organisation	256
5.5.6	Types of Organisations	258
5.6	Staffing	267
5.6.1	Meaning of Staffing	268
5.6.2	Scope of Staffing	269
5.6.3	Characteristics/ Salient Features of Staffing	270
5.6.4	Principles of Staffing	271
5.6.5	Steps in Staffing	271
5.6.6	Responsibility of Staffing	273
5.6.7	Process of Staffing	274
5.6.8	Staff Conflicts	276
5.7	Meaning of Line and Staff Conflict	277
5.7.1	Measures to Resolve Line and Staff Conflicts	280
5.8	Directing	281
5.8.1	Nature and Characteristics of Directing	282
5.8.2	Principles of Directing	282
5.8.3	Motivation	283
5.8.4	Leadership	286
5.9	Delegation of Authority	288
5.9.1	Characteristic Features of Authority	289
5.9.2	Delegation of Authority	290
5.10	Controlling	294
5.10.1	Characteristics of Controlling	295
5.10.2	Significance of Controlling	296
5.10.3	Relation between Planning and Controlling	297
5.10.4	Need for Controlling	298
5.11	Pre-Requisites of Control System	299
5.12	Controlling Process	300
5.12.1	Limitations of Controlling	302
5.12.2	Levels of Controlling	302

5.13	Types of Controlling	<b>303</b>
5.13.1	Areas of Control	<b>304</b>
5.13.2	Resistance to Control	<b>305</b>
5.13.3	Overcoming Resistance to Control	<b>305</b>
5.13.4	Requirements for Effective Control	<b>306</b>
5.13.5	Types of Critical Standards	<b>306</b>
5.13.6	Designing Control Systems	<b>308</b>
5.13.7	Principals of Control	<b>309</b>
5.14	Coordination	<b>309</b>
5.14.1	Definitions	<b>310</b>
5.14.2	Characteristics of Coordination	<b>311</b>
5.14.3	Objectives of Coordination in Management	<b>311</b>
5.14.4	Significance (or) Importance of Coordination	<b>312</b>
5.14.5	Coordination and Cooperation	<b>314</b>
5.14.6	Process of Coordination	<b>317</b>
5.15	Outcomes	<b>318</b>
5.16	Review Questions	<b>318</b>
5.17	Multiple Choice Questions	<b>320</b>

# *Fundamentals of Accounting*

*As per Choice Based Credit System (CBCS)*  
**I - B.Com (Gen & CA) / I - Semester**



**Authors**

**Prof. Venkata Narasiah**

Dept. of Commerce

S.V. University, Tirupati - 517502 AP



**Dr. B. R. Ambedkar Open University**

**Eluru, Andhra Pradesh, India**

**[www.drbraouap.org](http://www.drbraouap.org)**

**Year : 2026**

**Edtion : First**

All rights reserved . No part of this publication which is material protected by this copyright notice may be reproduced or transmitted or utilized or stored in any form or by any means now known or hereinafter invented, electronic, digital or mechanical, including photocopying, scanning, recording or by any information storage or retrieval system, without prior written permission from the Publisher.



**Dr. B. R. Ambedkar Open University**

**Eluru, Andhra Pradesh, India**

**[www.drbraouap.org](http://www.drbraouap.org)**

# I - Year / I - Semester as per CBCS Fundamentals of Accounting

---

---

## Learning Outcomes

At the end of the course, the student will be able to

- Identify transactions and events that need to be recorded in the books of accounts.
- Equip with the knowledge of accounting process and preparation of final accounts of sole trader.
- Develop the skill of recording financial transactions and preparation of reports in accordance with GAAP.
- Analyze the difference between cash book and pass book in terms of balance and make reconciliation.
- Critically examine the balance sheets of a sole trader for different accounting periods.
- Design new accounting formulas & principles for business organisations.

### Unit-I: Introduction

Need for Accounting – Definition – Objectives, – Accounting Concepts and Conventions –GAAP - Accounting Cycle - Classification of Accounts and its Rules – Book Keeping and Accounting - Double Entry Book-Keeping - Journalizing - Posting to Ledgers, Balancing of Ledger Accounts (including Problems).

### Unit-II: Subsidiary Books

Types of Subsidiary Books - Cash Book, Three-column Cash Book- Petty Cash Book (including Problems).

### Unit-III: Trial Balance and Rectification of Errors

Preparation of Trial balance - Errors – Meaning – Types of Errors – Rectification of Errors – Suspense Account (including Problems)

### **Unit-IV: Bank Reconciliation Statement**

Need for Bank Reconciliation - Reasons for Difference between Cash Book and Pass Book Balances- Preparation of Bank Reconciliation Statement - Problems on both Favourable and Unfavourable Balance (including Problems).

### **Unit -V: Final Accounts**

Preparation of Final Accounts: Trading account – Profit and Loss account – Balance Sheet – Final Accounts with Adjustments (including Problems).

#### **References**

1. Ranganatham G and Venkataramanaiah, Fundamentals of Accounting
2. T.S.Reddy& A. Murthy, Financial Accounting
3. S N Maheswari and SK Maheswari, Financial Accounting, Vikas Publications
4. R L Gupta & V K Gupta, Principles and Practice of Accounting, Sultan Chand & Sons
5. S.P. Jain & K.L Narang, Accountancy-I
6. Tulasian, Accountancy -I, Tata McGraw Hill Co.
7. V.K.Goyal, Financial Accounting, Excel Books
8. K. Arunjothi, Fundamentals of Accounting
9. Prof. E. Chandraiah: Financial Accounting, SevenHills International Publishers

# Content

## Fundamentals of Accounting

---

---

### Unit- 1: Introduction to Accounting

1.0	Objectives	1
1.1	Introduction	1
1.2	Need for Accounting	2
1.3	Meaning and Definition of Accounting	2
1.4	Evolution of Accounting	3
1.5	Accounting Activities	4
1.6	Characteristics of Accounting	5
1.7	Objectives of Accounting	6
1.8	Advantages of Accounting	7
1.9	Accounting Terminology	8
1.10	Book Keeping and Accounting	9
	1.10.1 Definition	9
1.11	Branches of Accounting	10
1.12	Users of Accounting Information	11
1.13	Functions of Accounting	13
1.14	Limitation of Accounting	14
1.15	Accounting System	15
1.16	Accounting Standards	18
1.17	Concepts/Conventions/ Principles of Accounting	20
1.18	Accounting Process	27
1.19	Classification of Accounts	28
1.20	Methods of Accounting	32
1.21	Double Entry Book-Keeping System	33
	1.21.1 Rules of Double Entry System	35
	1.21.2 Advantages of Double Entry System	35
	1.21.3 Disadvantages of Double Entry System	36
	1.21.4 Difference between Double Entry and Single Entry System	36

1.22	Approaches to Accounting	36
1.23	Accounting Rules of Debit and Credit	37
1.24	Accounting Equation	41
1.25	Journal	46
1.26	Ledger (Posting to Ledgers)	55
1.26.1	Balancing of Ledger Accounts	61
1.27	Outcomes	71
1.28	Review Questions	72
1.29	Multiple Choice Questions	75
<b>Unit-II: Subsidiary Books</b>		
2.0	Objectives	83
2.1	Introduction	83
2.2	Meaning of Sub-division of Journal	84
2.3	Definition of Sub-division of Journal	84
2.4	Advantages of sub-division of Journal	84
2.5	Disadvantages of Sub-division of Journal	85
2.6	Preparation of Subsidiary Books	87
2.7	Cash Book	87
2.7.1	Different Types of Cash Book	89
2.8	Petty Cash Book	113
2.8.1	Imprest System	113
2.9	Purchase Book	124
2.10	Purchase Returns Book	127
2.11	Sales Book	129
2.12	Sales Returns Book	133
2.13	Bills Receivable Book	139
2.14	Bills Payable Book	140
2.15	Journal Proper	142
2.16	Outcomes	149
2.17	Review Questions	151
2.18	Multiple Choice Questions	167

### **Unit-III: Trial Balance and Rectification of Errors**

3.0	Objectives	171
3.1	Introduction	171
3.1.1	Characteristics of Trial Balance	172
3.1.2	Objectives/Advantages of Preparing Trial Balance	172
3.2	Methods of Preparation of Trial Balance	173
3.3	Disagreement of Trial Balance	179
3.3.1	Location of Errors	179
3.3.2	Undisclosed Errors	180
3.4	Errors and Their Rectification	181
3.4.1	Types of Errors	182
3.4.2	Stages of Rectification	185
3.4.3	Suspense Account	190
3.5	Effect of Errors on Profit	200
3.6	Outcomes	204
3.7	Review Questions	204
3.8	Multiple Choice Questions	213

### **Unit-IV: Bank Reconciliation Statement**

4.0	Objectives	217
4.1	Introduction	217
4.2	Need for Bank Reconciliation Statement	218
4.2.1	Advantages of Bank Reconciliation Statement	219
4.3	Balances of Cash Book and Pass Book	219
4.4	Causes for Disagreement Between Cash Book and Pass Book	220
4.5	Procedure for Ascertaining the Causes of Difference and Their Effects on the Balances of Cash Book and Pass Book	223
4.6	Procedure for Preparation of Bank Reconciliation Statement	226
4.6.1	Format of Preparation of Bank Reconciliation Statement	226
4.6.2	Procedure for Preparation of Bank Reconciliation Statement	227
4.6.3	Preparation of Bank Reconciliation Statement when there is Overdraft	229
4.6.4	Advantages of Bank Reconciliation Statement	235

4.7	Outcomes	241
4.8	Review Questions	241
4.9	Multiple Answer Questions	250

### Unit -V: Final Accounts

5.0	Objectives	255
5.1	Introduction	255
5.1.1	Revenue and Capital Items	256
5.1.2	Distinction Between Capital Expenditure and Revenue Expenditure	257
5.1.3	Capital Profit and Revenue Profit	260
5.2	Trading Account and Manufacturing Account	261
5.2.1	Manufacturing Account	265
5.2.2	Form of Trading Account of a Manufacturing Concern	265
5.2.3	Closing Entries for Trading Account	268
5.3	Profit and Loss Account	269
5.3.1	Importance of Profit and Loss Account	270
5.3.2	Nature of Profit and Loss Account	271
5.3.3	Items Appearing on Debit side of Profit and Loss Account	271
5.3.4	Items Appearing on Credit Side of Profit and Loss Account	272
5.3.5	Closing Entries for Profit and Loss Account	273
5.4	Balance Sheet	276
5.4.1	Classification of Assets	278
5.4.2	Classification of Liabilities	278
5.4.3	Marshalling of Assets and Liabilities in the Balance Sheet	279
5.4.4	Modern Form of Balance Sheet	281
5.5	Adjustments	284
5.6	Summary of Adjustments	307
5.7	Problems and Solutions	310
5.8	Outcomes	353
5.9	Review Questions	354
5.10	Multiple Choice Questions	387

# *Information Technology*

*As per Choice Based Credit System (CBCS)*

**I - B.Com(Computer Applications) / I - Semester**



**Author**

**Dr. K. Maneiah**

Dept. of Commerce

S.V. University, Tirupati - 517502 AP



**Dr. B. R. Ambedkar Open University**

**Eluru, Andhra Pradesh, India**

[www.drbraouap.org](http://www.drbraouap.org)

**Year : 2026**

**Edition : First**

All rights reserved. No part of this publication which is material protected by this copyright notice may be reproduced or transmitted or utilized or stored in any form or by any means now known or hereinafter invented, electronic, digital or mechanical, including photocopying, scanning, recording or by any information storage or retrieval system, without prior written permission from the Publisher.



**Dr. B. R. Ambedkar Open University**

**Eluru, Andhra Pradesh, India**

**[www.drbraouap.org](http://www.drbraouap.org)**

**I - Year / I - Semester as per CBCS**  
***Information Technology***

---

---

**Outcomes**

At the end of the course, the students is expected to DEMONSTRATE the following cognitive abilities (thinking skill) and psychomotor skills.

- A. Remembers and states in a systematic way (Knowledge)
  - 1. Describe the fundamental hardware components that make up a computer's hardware and the role of each of these components.
  - 2. Understand the difference between an operating system and an application program, and what each is used for in a computer.
  - 3. Use technology ethically, safely, securely, and legally.
  - 4. Use systems development, word-processing, spreadsheet, and presentation software to solve basic information systems problems.
- B. Explains (Understanding)
  - 5. Apply standard statistical inference procedures to draw conclusions from data.
  - 6. Retrieve information and create reports from databases.
  - 7. Interpret, produce, and present work-related documents and information effectively and accurately.
- C. Critically examines, using data and figures (Analysis and Evaluation\*\*).
  - 8. Analyse compression techniques and file formats to determine effective ways of securing, managing, and transferring data.
  - 9. Identify and analyse user needs and to take them into account in the selection, creation, integration, evaluation, and administration of computing based systems.
  - 10. Analyse a complex computing problem and to apply principles of computing and other relevant disciplines to identify solutions.
  - 11. Identify and analyse computer hardware, software

- D. Working in 'Outside Syllabus Area' under a Co-curricular Activity (Creativity) Design, implement, and evaluate a computing-based solution to meet a given set of computing requirements in the context of the program's discipline.
- E. Efficiently learn and use Microsoft Office applications.

### **Unit-1: Introduction**

Computer Definition - Characteristics and Limitations of Computer Hardware - Generations of Computer, Classification of Computers, Applications of Computer, Basic Components of PC, Computer Architecture - Primary and Secondary Memories - Input and Output Devices- Operating System- Function of Operating System- Types of Operating System- Languages and its Types

### **Unit-2: MS Word**

Word Processing - Features - Advantages and Applications - Parts of Word Window-Toolbar-Creating, Saving, Closing, Opening and Editing of a Document - Moving and Copying a Text-Formatting of Text and Paragraph- Bullets and Numbering-Find and Replace - Insertion of objects-Headers and Footers- Page Formatting- Auto Correct- Spelling and Grammar- Mail Merge-Macros.

### **Unit-3: MS Excel**

Features - Spread Sheet-Workbook - Cell - Parts of a window - Saving, Closing, Opening of a Work Book - Editing - Advantages - Formulas - Types of Function - Templates - Macros - Sorting- Charts - Filtering - Consolidation - Grouping- Pivot Table.

### **Unit-4: MS Power Point**

Introduction - Starting - Parts - Creating of Tables - Create Presentation - Templates-Auto Content Wizard - Slide Show-Editing of Presentation - Inserting Objects and charts.

### **Unit-5: MS Access**

Orientation to Microsoft Access - Create a Simple Access Database - Working with Table Data - Modify Table Data - Sort and Filter Records - Querying a Database - Create Basic Queries - Sort and Filter Data in a Query - Perform Calculations in a Query - Create Basic Access Forms - Work with Data on Access Forms - Create a Report - Add Controls to a Report - Format Reports.

*Content*  
***Information Technology***






---

---

**Unit-1: Introduction**


1.0	Objectives	1
1.1	Introduction	1
1.2	Definition of Computer	2
1.3	History of Computers	3
1.4	Characteristics, Limitations of Computers	5
1.5	Generations of Computers	7
1.6	Classification of Computers	10
1.7	Application Areas of Computers	12
1.8	Elements of Computers	13
1.8.1	Organization of a Computer System	14
1.9	Computer Architecture	15
1.10	Primary and Secondary Memory	19
1.10.1	Main Memory / Primary Memory Unit	19
1.10.2	Secondary Storage Devices and Media	23
1.11	Input and Output Devices	25
1.12	Operating Systems	33
1.12.1	Functions of Operating System	34
1.12.2	Functions of Operating System	34
1.12.3	Responsibilities	35
1.12.4	Types of Operating System	35
1.13	Computer Language	38
1.13.1	Classification of Computer Languages	38
1.13.2	Features of a Programming Language	39
1.13.3	Programmer Languages Categorized	40
1.14	Outcomes	45
1.15	Review Questions	45
1.16	Multiple Choice Questions	46

## Unit-2: Ms-Word

2.0	Objectives	49
2.1	Introduction	49
2.2	Word Processing	50
2.2.1	Advantages of Using Word Processing	50
2.2.2	Features of Word Processing Software	51
2.2.3	Applications	51
2.3	Starting Word	52
2.3.1	Parts of Word Window	52
2.3.2	Microsoft Word Controls	53
2.4	Creating, Saving, Closing of a Document	55
2.4.1	Create a New Document	55
2.4.2	Save a Document 	56
2.4.3	Closing a Document	57
2.4.4	Opening an Existing File 	58
2.4.5	Exiting Word	59
2.5	Editing of a Document	59
2.5.1	Inserting Text	59
2.5.2	Selecting Text	60
2.5.3	Editing Text	61
2.5.4	Deleting Text	61
2.5.5	Undo and Redo Buttons	62
2.6	Moving and Copying a Text - Using Cutting  , Copying  , and Pasting 	62
2.6.1	Moving Text	62
2.6.2	Copy, Cut and Paste the Text	63
2.7	Formatting of Text	64
2.7.1	Setting Font Type and Size	65
2.7.2	Setting Font Style	66
2.7.3	Alignment of Text	66
2.7.4	Change Text Case	67
2.7.5	Changing Font Colours	67

2.7.6	Highlighting Text	68
2.7.7	Applying Text Effects	69
2.7.8	Character Formatting	70
2.8	Formatting Paragraphs	71
2.8.1	Creating Paragraphs	71
2.8.2	Paragraph Indenting	71
2.8.2.1	To Indent using the Ruler	71
2.8.2.2	To use the Indent Commands	72
2.8.2.3	Indenting with Keyboard Shortcuts	73
2.8.2.4	To Indent using the Tab Key	74
2.8.2.5	To Create or Adjust a First-line Indent or Hanging Indent	74
2.8.2.6	Tabs	74
2.8.3	Line and Paragraph Spacing	76
2.9	Bullets and Numbering	79
2.9.1	Adding Bullets or Numbers	79
2.9.2	Bullet Options	80
2.9.3	Multilevel Lists	81
2.9.4	To Change the Level of a Line	82
2.10	Find and Replace	82
2.10.1	To Find Text	82
2.10.2	To Replace Text	83
2.11	Insertion of Objects	84
2.11.1	Importing Graphics	84
2.11.2	Inserting Word Art	85
2.11.3	Inserting Pictures	85
2.11.4	To insert a ClipArt	86
2.11.5	Inserting Shapes	87
2.11.6	Inserting Text Box	88
2.12	Headers and Footers	90
2.12.1	To Insert Header and Footer	90
2.12.2	Deleting Header and Footer	93

2.12.3	Creating Different Headers and Footers for Odd and Even Pages	<b>93</b>
2.12.4	Creating Different Headers and Footers for the First Page	<b>93</b>
2.12.5	Insert Page Number to a New Header or Footer	<b>94</b>
2.12.6	To Add Page Numbers to an Existing Header or Footer	<b>95</b>
2.12.7	To Hide the Page Number on the First Page	<b>95</b>
2.12.8	To Format Page Numbers	<b>96</b>
2.13	Page Formatting	<b>97</b>
2.13.1	Margins	<b>97</b>
2.13.2	Page Orientation	<b>99</b>
2.13.3	To Change Page Size	<b>99</b>
2.13.4	Insert and Delete Page Breaks	<b>100</b>
2.13.5	Insert and Delete Blank Pages	<b>101</b>
2.13.6	Add Cover Pages	<b>101</b>
2.13.7	The Page Setup Dialog box	<b>102</b>
2.14	Auto Correct	<b>103</b>
2.15	Spelling and Grammer	<b>105</b>
2.16	Mail Merge	<b>106</b>
2.17	Macro	<b>110</b>
2.18	Outcomes	<b>113</b>
2.19	Review Question	<b>113</b>
2.20	Multiple Choice Questions	<b>114</b>
<b>Unit-3: MS Excel</b>		
3.0	Objectives	<b>117</b>
3.1	Introduction	<b>117</b>
3.2	MS Excel	<b>118</b>
3.2.1	Features of MS-Excel	<b>118</b>
3.2.1.1	Some Advanced Features of Excel 2010	<b>119</b>
3.2.2	Advantages of MS-Excel	<b>120</b>
3.3	Spreadsheet	<b>121</b>
3.4	Starting MS Excel	<b>122</b>
3.4.1	Parts of MS-Excel Window	<b>123</b>

3.5	Creating, Saving, Closing of an Excel Workbook	125
3.5.1	To Create a New Workbook	125
3.5.2	Creating a New Worksheet	126
3.5.3	To Open an Existing Workbook	126
3.5.4	Saving a Workbook	127
3.5.5	To Close a Workbook	128
3.5.6	Printing a Spread Sheet	129
3.6	Entering Data	130
3.6.1	Cell References or Addressing the Cells	130
3.6.2	Entering Data	130
3.6.3	Select Text, Cells, Ranges, Rows, and Columns	132
3.6.4	Autofill	132
3.7	Editing Data	133
3.7.1	Edit Cell Entry in the Formula Bar	133
3.7.2	Undo/Redo Command 	134
3.7.3	Moving and Copying Cell Contents	134
3.7.4	Inserting Cells, Rows or Columns	135
3.7.5	Deleting Cells, Rows or Columns	136
3.7.6	Modifying with Columns, Rows, and Cells	136
3.7.7	Wrapping Text and Merging Cells	140
3.8	Using Find/Replace Feature	142
3.9	Formulas	145
3.9.1	Entering Formula in the Formula Bar	147
3.9.2	Entering Formula in the Cell	148
3.9.3	Using Cell References in Formulas	148
3.9.4	Editing a Formula	149
3.9.5	Moving or Copying Formulas	150
3.9.6	Operators that are Used in Excel Formula's	150
3.10	Functions	152
3.10.1	To Create a Basic Function in Excel	153
3.10.2	Using AutoSum to Select Common Functions	154

3.10.3	Using the Insert Function Command	<b>155</b>
3.10.4	Editing a Function	<b>158</b>
3.10.5	Different Types of Functions	<b>158</b>
3.11	Templates	<b>165</b>
3.11.1	Existing Templates	<b>165</b>
3.11.2	Create a Template	<b>167</b>
3.12	Macro	<b>169</b>
3.12.1	Recording a Macro	<b>169</b>
3.12.2	Running a Macro	<b>171</b>
3.12.3	Storing a Macro	<b>172</b>
3.12.4	Delete/Remove All Macros	<b>173</b>
3.13	Sorting	<b>174</b>
3.13.1	To Sort in Alphabetical Order	<b>174</b>
3.13.2	To Sort in Numerical Order	<b>175</b>
3.13.3	To Sort by Date or Time	<b>176</b>
3.13.4	To Sort in the Order of your Choosing	<b>177</b>
3.13.5	Sorting Multiple Levels	<b>179</b>
3.14	Charts	<b>181</b>
3.14.1	Creating Charts with Insert Chart	<b>182</b>
3.14.2	Moving or Resizing a Chart	<b>185</b>
3.14.3	Chart Tools	<b>185</b>
3.14.3.1	Changing Data Source	<b>185</b>
3.14.3.2	Inserting Title in a Chart	<b>186</b>
3.14.3.3	Editing Title in a Chart	<b>187</b>
3.14.3.4	Inserting Floating Text to a Chart	<b>187</b>
3.14.3.5	Modifying the Axes	<b>188</b>
3.14.3.6	Inserting Data Labels	<b>188</b>
3.14.3.7	Inserting Legends	<b>189</b>
3.14.3.8	Inserting Gridlines to Chart	<b>190</b>
3.14.4	Different Types of Charts	<b>190</b>
3.15	Filtering	<b>192</b>
3.15.1	Filtering Text	<b>192</b>

3.15.2	Filtering Numbers	<b>194</b>
3.16	Consolidation	<b>196</b>
3.17	Grouping Worksheets	<b>199</b>
3.18	Pivot Tables	<b>201</b>
3.18.1	Create a Pivot Table	<b>201</b>
3.18.2	To add Fields to the Pivot Table	<b>204</b>
3.18.3	To Change Row Labels	<b>205</b>
3.18.4	To Add Column Labels	<b>206</b>
3.19	Outcomes	<b>206</b>
3.20	Review Questions	<b>206</b>
3.21	Multiple Choice Questions	<b>207</b>
<b>Unit-4: MS Power Point</b>		
4.0	Objectives	<b>209</b>
4.1	Introduction	<b>209</b>
4.2	Ms Power Point	<b>209</b>
4.2.1	Applications of Power Point	<b>210</b>
4.2.2	Features of Power Point	<b>211</b>
4.3	Starting Power Point	<b>211</b>
4.3.1	Components of Presentation Window	<b>212</b>
4.3.2	PowerPoint Views	<b>213</b>
4.4	Tables	<b>215</b>
4.4.1	Creating a Table	<b>215</b>
4.4.2	Editing a Table	<b>216</b>
4.4.2.1	Adding Columns and Rows	<b>216</b>
4.4.2.2	Deleting Columns and Rows	<b>217</b>
4.4.2.3	Changing Column Width / Row Height	<b>218</b>
4.4.2.4	Changing a Table Style	<b>218</b>
4.5	Creation of Presentation	<b>219</b>
4.5.1	Creating a Presentation Using a Template	<b>219</b>
4.5.2	Creating a Blank Presentation	<b>220</b>
4.5.3	Opening a Presentation	<b>220</b>

4.5.4	To Open a Recently Accessed File	<b>221</b>
4.5.5	Saving the Presentation	<b>222</b>
4.5.6	Creating a New Template Based on an Existing Presentation	<b>222</b>
4.5.7	Print and Previewing a Presentation	<b>224</b>
4.5.8	Closing and Quitting PowerPoint	<b>225</b>
4.6	Entering and Editing the Text	<b>226</b>
4.7	Slides in a Presentation	<b>227</b>
4.7.1	Inserting a New Slide	<b>227</b>
4.7.2	Creating a Duplicate Slide	<b>228</b>
4.7.3	Copying and Pasting Slides	<b>228</b>
4.7.4	Recycling Slides from other Presentations	<b>228</b>
4.7.5	Deleting Slides	<b>229</b>
4.8	Transitions and Animations	<b>229</b>
4.8.1	Apply a Transition	<b>229</b>
4.8.2	To Preview a Transition	<b>230</b>
4.8.3	Modifying Transitions	<b>231</b>
4.8.4	Animation	<b>232</b>
4.8.5	To apply an Animation to an Object	<b>233</b>
4.8.6	To add multiple animations to an object	<b>234</b>
4.8.7	To Copy Animations with the Animation Painter	<b>235</b>
4.8.8	To Reorder the Animations	<b>236</b>
4.8.9	To Preview Animations	<b>237</b>
4.8.10	The Animation Pane	<b>237</b>
4.8.10.1	To Open the Animation Pane	<b>237</b>
4.8.10.2	To Reorder Effects from the An	<b>238</b>
4.8.10.3	To Preview Effects from the Animation Pane	<b>238</b>
4.8.10.4	To Change an Effect's Start Option	<b>238</b>
4.8.11	The Effect Options Dialog Box	<b>239</b>
4.8.11.1	To Open the Effect Options Dialog Box	<b>239</b>
4.8.11.2	To Change the Effect Timing	<b>239</b>
4.9	Slide Show	<b>240</b>
4.9.1	Running a Slide Show	<b>240</b>

4.9.2	Setting the Timing and Speed of Transition	241
4.9.3	Automating a Slide Show	241
4.9.3.1	Rehearse Timings	241
4.9.3.2	Record Narration	242
4.10	Editing of Presentation	243
4.10.1	Editing Text Presentation	243
4.10.2	Applying Different Effects to Text	244
4.10.3	Working with Colour and Line Style	244
4.10.4	Adding Movie and Sound	245
4.10.5	Adding Headers and Footers	246
4.11	Inserting Objects and Charts	247
4.11.1	Insert Text From Microsoft Word	247
4.11.2	Insert an Image from a File	248
4.11.3	Insert Clip Art	250
4.11.4	Insert Charts	252
4.12	Outcomes	254
4.13	Review Questions	254
4.14	Multiple Choice Questions	255
<b>UNIT-5: MS Access</b>		
5.0	Objectives	257
5.1	Introduction	257
5.2	Database	258
5.3	MS Access	259
5.3.1	Features of MS Access	259
5.3.2	Parts of Access	261
5.4	Starting MS Access	262
5.4.1	Working with Access Environment	263
5.5	Create a Simple Access Database	264
5.5.1	Creating a Blank Database	264
5.5.2	Create a Database using a Template	265
5.5.3	Changing Database Display Options	266
5.6	Viewing Database Objects	267

5.6.1	View Database Objects in the Navigation Pane	267
5.6.2	View a List of Database Objects	268
5.6.3	Working with Database Objects	269
5.7	Opening and Closing Databases	270
5.7.1	Opening an Existing Database	270
5.7.2	To Close a Database	271
5.8	Table	272
5.8.1	Create a New Table	273
5.8.1.1	Create a Table in Blank Database	273
5.8.1.2	Create a New Table in an Existing Database	273
5.8.1.3	Create a Table Based on Template	274
5.8.1.4	Creating a Table Using Sharepoint	275
5.8.1.5	Create a Table using Design View	276
5.8.2	Importing Data into Tables Import a Table from a Database	277
5.8.3	Save a Table	278
5.8.4	Copy a Table	279
5.8.5	Rename a Table	280
5.8.6	Add Data in the Table	280
5.8.7	Edit Data in the Table	281
5.8.8	Delete a Record in a Table	281
5.8.9	Find and Replace Records	282
5.9	Sorting and Filtering Records	284
5.9.1	Sorting Records	284
5.9.2	Filtering Records	285
5.10	Join or Create Relationship Between Tables	288
5.11	Handling Queries	293
5.11.1	Create Basic Queries	293
5.11.1.1	Create a Simple Query using the Query Wizard	293
5.11.1.2	Create Crosstab Query using the Query Wizard	295
5.11.1.3	Create query to finding Duplicate items	297

5.11.1.4	Create an unmatched Query	<b>299</b>
5.11.1.5	Creating Query Using the Design View	<b>300</b>
5.11.2	To Modify your Query	<b>301</b>
5.11.3	Sort and Filter Data in a Query	<b>301</b>
5.11.4	Perform Calculations in a Query	<b>303</b>
5.12	Forms	<b>304</b>
5.12.1	Create Basic Access Forms	<b>304</b>
5.12.1.1	Create a Form using the Form Tool	<b>304</b>
5.12.1.2	Create a Form using Form Wizard	<b>305</b>
5.12.1.3	Create a Form using Blank Form Tool	<b>306</b>
5.12.1.4	Create a Spilt Form using the Split form Tool	<b>307</b>
5.12.2	To Open an Existing Form	<b>308</b>
5.12.3	Entering and Modifying Data	<b>308</b>
5.12.3	Adding Controls in a Form	<b>309</b>
5.12.4	Changing the View of a Form	<b>310</b>
5.13	Reports	<b>311</b>
5.13.1	Create a Simple Report	<b>311</b>
5.13.2	Create a Report Using Report Design	<b>313</b>
5.13.3	Create a Report by using the Report Tool	<b>317</b>
5.13.4	Create a Report by Using the Report Wizard	<b>317</b>
5.13.5	Create a Report by using the Blank Report Tool	<b>318</b>
5.13.6	Understand Controls	<b>318</b>
5.13.7	Format Reports	<b>320</b>
5.13.7.1	Understand Layout View	<b>320</b>
5.13.7.2	Understand Design View	<b>321</b>
5.14	Outcomes	<b>325</b>
5.15	Review Questions	<b>325</b>
5.16	Multiple Choice Questions	<b>326</b>



# ఆధునిక తెలుగు సాహిత్యం

డిగ్రీ (జనరల్) / సెమిస్టర్ - II

రచయితలు

డా॥ ఎస్. సునీల్ కుమార్

తెలుగు విభాగం

ఎస్. వి. విశ్వ విద్యాలయం

తిరువతి, ఆంధ్రప్రదేశ్ - 517 502



**Dr. B. R. Ambedkar Open University**

**Eluru, Andhra Pradesh, India**

**[www.drabraouap.org](http://www.drabraouap.org)**

All rights reserved. No part of this publication which is material protected by this copyright notice may be reproduced or transmitted or utilized or stored in any form or by any means now known or hereinafter invented, electronic, digital or mechanical, including photocopying, scanning, recording or by any information storage or retrieval system, without prior written permission.



**Dr. B. R. Ambedkar Open University**  
**Eluru, Andhra Pradesh, India**  
**[www.drbraouap.org](http://www.drbraouap.org)**

## జనరల్ తెలుగు / సెమిస్టర్ - II

### ఆధునిక తెలుగు సాహిత్యం

#### అభ్యసన ఫలితాలు

ఈ కోర్సు విజయవంతం ముగించాక, విద్యార్థులు క్రింది అభ్యసన ఫలితాలను పొందగలరు.

1. ఆంగ్లభాష ప్రభావం కారణంగా తెలుగులో వచ్చిన ఆధునిక సాహిత్యాన్ని, అని విశిష్టతను గుర్తిస్తారు.
2. సమకాలీన ఆధునిక సాహిత్య ప్రక్రియలైన వచన కవిత్వం, కథ, నవల, నాటకం, విమర్శ లపై అవగాహన పొందుతారు.
3. భావకవిత, అభ్యుదయ కవితలక్షణాలను గూర్చిన జాన్డాన్ని పొందుతారు. అస్తిత్వవాద ఉద్యమాలపుట్టుకను, అవశ్యకతను గుర్తిస్తారు.
4. కథాసాహిత్యం ద్వారా సామాజిక చైతన్యాన్ని పొందుతారు. సిద్ధాంతాల ద్వారా కాకుండా, వాస్తవ పరిస్థితులను తెలుసుకోవడం ద్వారా సిద్ధాంతాన్ని సమీక్షించగలరు.
5. ఆధునిక తెలుగు కల్పనాసాహిత్యం ద్వారా సామాజిక, సాంస్కృతిక, రాజకీయ చైతన్యాన్ని పొందుతారు.

#### పాఠ్య ప్రణాళిక

##### j ౫౦ { ౮ I: ఆధునిక కవిత్వం

1. ఆధునిక కవిత్వం : పరిచయం
2. కొండవీడు : దువూరి రామిరెడ్డి  
(కవికోకిల గ్రంథావళి ఖండకావ్యాలు సక్షత్రమాల సంపుటి నుండి)
3. మాతృసంగీతం : అనిసెట్టి సుబ్బారావు (అగ్నివీణ కవితాసంపుటి నుండి)
4. తాతకో నూలుపోగు : బండరు ప్రసాదమూర్తి (కలనేత కవితాసంపుటి నుండి)

##### యూనిట్ - II: కథానిక

5. తెలుగు కథానిక : పరిచయం
6. భయం (కథ) : కాశీపట్నం రామరావు
7. స్వేదం ఖరీదు....(కథ) : రెంటాల నాగేశ్వరరావు

**యూనిట్ - III: నవల**

8. తెలుగు నవల : పరిచయం
9. రథచక్రాలు (నవల) : మహీధర రామ్మోహన రావు (సంక్షిప్త ఇతివృత్తం మాత్రం)
10. రథచక్రాలు (సమీక్షా వ్యాసం) డా.||యల్లాప్రగడ మల్లికార్జునరావు

**యూనిట్ - IV: నాటకం**

11. తెలుగు నాటకం : పరిచయం
12. యక్షగానము (నాటిక) : ఎం.వి.ఎస్. హరనాథరావు
13. అపురూప కళారూపాల విధ్వంసదశ్యం యక్షగానము (సమీక్షా వ్యాసం) డా.|| కందిమళ్ళ సాంబశివరావు

**యూనిట్- V: విమర్శ**

14. తెలుగు సాహిత్యం విమర్శ: పరిచయం
15. విమర్శ స్వరూప స్వభావాలు ఉత్తమ విమర్శకుడు లక్షణాలు

**విషయ సూచిక**  
**ఆధునిక తెలుగు సాహిత్యం**

---

---

**యూనిట్ - 1: ఆధునిక కవిత్వం**

**1. ఆధునిక కవిత్వం - పరిచయం**

1.1 ఉద్దేశ్యం	1
1.2 పాఠ్యభాగం	1
1.3 పాఠ్యభాగ పరిచయం	7
1.4 ప్రశ్నలు - జవాబులు	8
1.5 సంగ్రహ ప్రశ్నలు	12
1.6 విద్యార్థులకు అభ్యాసం	16

**2. కొండవీడు**

2.1 ఉద్దేశం	17
2.2 కవి పరిచయం	17
2.3 పాఠ్యభాగము	17
2.4 పాఠ్యభాగ పరిచయం	21
2.5 అర్థాలు	21
2.6 సందర్భ సహిత వ్యాఖ్యాలు	22
2.7 పాఠ్యభాగ సారాంశము	25
2.8 ప్రశ్న జవాబులు - వ్యాస రూప ప్రశ్నలు	26
2.9 సంగ్రహ ప్రశ్నలు	27
2.10 విద్యార్థులకు అభ్యాసం	28

**3. మాతృసంగీతం**

3.1 ఉద్దేశం	29
3.2 కవి పరిచయం	29
3.3 పాఠ్యాంశం	29
3.4 పాఠ్యభాగ పరిచయం	38
3.5 అర్థాలు	38
3.6 సందర్భ సహిత వ్యాఖ్యలు	39
3.7 పాఠ్యభాగ సారాంశం	39
3.8 ప్రశ్నలు - జవాబులు. వ్యాసరూప ప్రశ్నలు	42
3.9 సంగ్రహ ప్రశ్నలు	44

3.10	విద్యార్థులకు అభ్యాసం	46
3.11	పాఠ్యభాగంలోని వ్యాకారణాంశాలు	46

#### 4. తాతకో నూలు పోగు

4.1	ఉద్దేశం	47
4.2	కవి పరిచయం	47
4.3	పాఠ్యభాగం	48
4.4	పాఠ్యభాగ పరిచయం	50
4.5	అర్థాలు	50
4.6	సందర్భ సహిత వ్యాఖ్యలు	51
4.7	పాఠ్యభాగ సారాంశము	52
4.8	ప్రశ్నలు - జవాబులు వ్యాసరూప ప్రశ్నలు	53
4.9	సంగ్రహ ప్రశ్నలు	54
4.10	విద్యార్థులకు అభ్యాసం	56

#### యూనిట్ - II : కథానిక

#### 5. తెలుగు కథానిక - పరిచయం

5.1	ఉద్దేశ్యం	58
5.2	పాఠ్యభాగ సారాంశం	58
5.3	వ్యాసరూప ప్రశ్నలు - జవాబులు	62
5.4	వ్యాసరూప ప్రశ్నలు - జవాబులు	65

#### 6. భయం (కథ)

6.1	ఉద్దేశం	67
6.2	రచయిత గురించి	67
6.3	పాఠ్యభాగం	68
6.4	పాఠ్యభాగ పరిచయం	85
6.5	పాఠ్యభాగ సారాంశం	85
6.6	ప్రశ్న జవాబులు : వ్యాసరూప ప్రశ్నలు	88
6.7	సంగ్రహ ప్రశ్నలు	90
6.8	విద్యార్థులకు అభ్యాసం	92

#### 7. స్వేదం ఖరీదు

7.1	ఉద్దేశం	93
7.2	కవి పరిచయం	93
7.3	పాఠ్యభాగం	93
7.4	పాఠ్యభాగ పరిచయం	99

7.5	పాఠ్యభాగం సారాంశం	99
7.6	వ్యాసరూప ప్రశ్నలు	101
7.7	సంగ్రహ ప్రశ్నలు	103
7.8	విద్యార్థులకు అభ్యాసం	104

### యూనిట్ - III: నవల

#### 8. తెలుగు నవల - పరిచయం

8.1	ఉద్దేశ్యం	107
8.2	పాఠ్యభాగం	107
8.3	పాఠ్యభాగ పరిచయం	112
8.4	పాఠ్యభాగ సారాంశం	113
8.5	వ్యాసరూప ప్రశ్నలు	113
8.6	సంగ్రహ ప్రశ్నలు	119
8.7	విద్యార్థులకు అభ్యాసం	120

#### 9. రథ చక్రాలు (నవల)

9.1	ఉద్దేశ్యం	121
9.2	రచయిత పరిచయం	121
9.3	పాఠ్యభాగం	122
9.4	పాఠ్యభాగ పరిచయం	223
9.5	వ్యాసరూప ప్రశ్నలు	223

#### 10. రథచక్రాలు - సమీక్ష

10.1	ఉద్దేశ్యం	253
10.2	పాఠ్యభాగ సారాంశం	253
10.3	పాఠ్యభాగ పరిచయం	258
10.4	వ్యాసరూప ప్రశ్నలు - జవాబులు	258
10.5	సంగ్రహ ప్రశ్నలు - జవాబులు	261

### యూనిట్ - IV: నాటకం

#### 11. తెలుగు నాటకం - పరిచయం

11.1	ఉద్దేశ్యం	265
11.2	పాఠ్యభాగం	265
11.3	పాఠ్యభాగ పరిచయం	268
11.4	వ్యాసరూప ప్రశ్నలు	269
11.5	సంగ్రహ ప్రశ్నలు	272

## 12. యక్షగానం (నాటిక )

12.1 ఉద్దేశం	273
12.2 కవి పరిచయం	273
12.3 పాఠ్యభాగం	274
12.4 పాఠ్యభాగ పరిచయం	298
12.5 పాఠ్యభాగ సారాంశం	299
12.6 వ్యాసరూప ప్రశ్నలు ప్రశ్నలు - జవాబులు	300
12.7 సంగ్రహ ప్రశ్నలు	311
12.8 విద్యార్థులకు అభ్యాసం	314

## 13. అపురూప కళారూపాల విధ్వంస దృశ్యం యక్షగానం

13.1 ఉద్దేశ్యం	315
13.2 పాఠ్యభాగం	315
13.3 పాఠ్యభాగ పరిచయం	320
13.4 పాఠ్యభాగ సారాంశం	320
13.5 వ్యాసరూప ప్రశ్నలు - జవాబులు	322
13.6 విద్యార్థులకు అభ్యాసం	326

## యూనిట్ - V: విమర్శ

### 14. తెలుగు సాహిత్య విమర్శ - పరిచయం

14.1 ఉద్దేశ్యం	329
14.2 పాఠ్యభాగం	329
14.3 పాఠ్యభాగ పరిచయం	334
14.4 పాఠ్యభాగ సారాంశం	334
14.5 ప్రశ్నలు - జవాబులు ( వ్యాసరూప ప్రశ్నలు)	334
14.6 సంగ్రహ ప్రశ్నలు	339
14.7 విద్యార్థులకు అభ్యాసం	342

### 15. విమర్శ - స్వరూప స్వభావాలు

15.1 ఉద్దేశ్యం	343
15.2 పాఠ్యభాగం	343
15.3 పాఠ్యభాగ పరిచయం	346
15.4 పాఠ్యభాగ సారాంశం	346
15.5 వ్యాసరూప ప్రశ్నలు	347
15.6 సంగ్రహ ప్రశ్నలు	350
15.7 విద్యార్థులకు అభ్యాసం	352

# *A Course in Reading & Writing Skills*

*As per Choice Based Credit System (CBCS)  
For Degree I-year / II-sem  
Common to all Branches*



**Authors**

**Dr. E. Gangadhar**

Dept. of English

S.V. University, Tirupati - 517502 AP



**Dr. B. R. Ambedkar Open University**

**Eluru, Andhra Pradesh, India**

**[www.drbraouap.org](http://www.drbraouap.org)**

**Year : 2026**

**Edtion : First**

All rights reserved. No part of this publication which is material protected by this copyright notice may be reproduced or transmitted or utilized or stored in any form or by any means now known or hereinafter invented, electronic, digital or mechanical, including photocopying, scanning, recording or by any information storage or retrieval system, without prior written permission from the Publisher.



**Dr. B. R. Ambedkar Open University**

**Eluru, Andhra Pradesh, India**

**[www.drbraouap.org](http://www.drbraouap.org)**

# *A Course in Reading & Writing Skills*

---

---

## **Learning Outcomes**

**By the end of the course the learner will be able to:**

- Use reading skills effectively
- Comprehend different texts
- Interpret different types of texts
- Analyse what is being read
- Build up a repository of active vocabulary
- Use good writing strategies
- Write well for any purpose
- Improve writing skills independently for future needs

### **Unit-1**

**Prose** : 1. How to Avoid Foolish Opinions Bertrand Russell

**Skills** : 2. Vocabulary: Conversion of Words

: 3. One Word Substitutes

: 4. Collocations

### **Unit-2**

**Prose** : 1. The Doll's House

Katherine Mansfield

**Poetry** : 2. Ode to the West Wind

P B Shelley

**Non-Detailed Text** : 3. Florence Nightingale

Abrar Mohsin

**Skills** : 4. Skimming and Scanning

### **Unit-3**

**Prose** : 1. The Night Train at Deoli Ruskin Bond

**Poetry** : 2. Upagupta Rabindranath Tagore

**Skills** : 3. Reading Comprehension

: 4. Note Making/Taking

**Unit-4**

**Poetry** : 1. Coromandel Fishers Sarojini Naidu

**Skills** : 2. Expansion of Ideas

: 3. Notices, Agendas and Minutes

**Unit-5**

**Non-Detailed Text** : 1. An Astrologer's Day R K Narayan

**Skills** : 2. Curriculum Vitae and Resume

: 3. Letters

: 4. E-Correspondence

# Content

## *A Course in Reading & Writing Skills*

---

---

### Unit-1

1.0	Objective	2
1.1	How to Avoid Foolish Opinions	2
1.2	Conversion	4
1.2.1	Exercises	7
1.2.2	Practice Exercises	9
1.3	Collocation	11
1.3.1	Types of Collocations	12
1.3.2	Exercises	15
1.3.3	Practice Exercises	18
1.4	One-Word Substitutes	21
1.4.1	Exercises	33
1.4.2	Practice Exercises	36
1.5	Outcomes	40

### Unit-2

2.0	Objective	42
2.1	The Doll's House Katherine Mansfield	42
2.2	Ode to the West Wind	48
2.3	Florence Nightingale Abrar Mohsin	53
2.4	Skimming and Scanning	59
2.4.1	Skimming Reading for the Gist of a Text	59
2.4.2	Practice Exercises	62
2.4.3	Scanning	69
2.4.4	Practice Exercises	71
2.5	Outcomes	74

### Unit-3

3.0	Objective	76
3.1	The Night Train at Deoli Ruskin Bond	76
3.2	Upagupta Rabindranath Tagore	82

3.3	Reading	<b>88</b>
3.3.1	Practice Exercises	<b>95</b>
3.4	Note Making/Taking	<b>111</b>
3.4.1	Note Making Format	<b>112</b>
3.4.1.1	The Procedure of Note Making	<b>112</b>
3.4.1.2	Points to Remember for Note Making Format	<b>113</b>
3.4.2	Importance of Note Taking	<b>113</b>
3.4.3	Purposes of Note Taking	<b>113</b>
3.4.4	Note Making vs Note Taking	<b>114</b>
3.5	Methods of Note Taking	<b>114</b>
3.5.1	Note Taking Methods	<b>115</b>
3.5.2	Outline Method	<b>116</b>
3.5.3	Cornell Method	<b>117</b>
3.5.4	Boxing/sentence Method	<b>119</b>
3.5.5	Charting Method	<b>119</b>
3.5.6	Mapping Method	<b>120</b>
3.5.7	Steps for Effective Notetaking	<b>121</b>
3.6	Effective Note Taking for Listening to Lectures	<b>124</b>
3.6.1	Suggestions for Efficient Notetaking	<b>124</b>
3.6.2	Steps for Effective Note Making	<b>127</b>
3.6.3	Methods of Note Making	<b>128</b>
3.6.3.1	Sequential or Linear Note-Making	<b>128</b>
3.6.3.2	Pattern of Note-Making or Mind-Mapping	<b>129</b>
3.6.3.3	Fishbone Diagram	<b>129</b>
3.6.4	Other Systems of Notemaking	<b>130</b>
3.6	Review Questions	<b>131</b>
3.7	Outcomes	<b>132</b>
<b>Unit-4</b>		
4.0	Objective	<b>134</b>
4.1	Introduction	<b>134</b>
4.2	Coromandel Fishers	<b>134</b>
4.3	Expansion of Ideas / Proverb Expansion	<b>137</b>

4.3.1	How to Write a Proverb Expansion or Expansion of an idea	137
4.3.2	Expansion of Ideas of some Famous proverbs and Idioms	139
4.3.3	Practice Exercises	142
4.4	Notices, Agendas and Minutes	143
4.4.1	Notice	143
4.4.1.1	Notice of a Meeting	143
4.4.1.2	Important Tips and Guidelines	144
4.4.1.3	Format / Template of Notice Writing	144
4.4.1.4	Specimen Notice	145
4.4.2	Agenda	146
4.4.2.1	Some Guidelines for Listing the Items below	147
4.4.2.2	Importance / Necessity of Agenda	148
4.4.2.3	Specimen Agendas	149
4.4.3	Minutes of the Meeting	149
4.4.3.1	Tips for Writing Minutes	150
4.4.3.2	Format of Meeting Minutes	151
4.4.3.3	Specimen of Minutes	153
4.4.4	Difference between Agenda and Minutes	155
4.5	Sample Meeting Notice, Agenda, and Minutes	155
4.6	Outcomes	157
4.7	Review Questions	158
<b>Unit-5</b>		
5.0	Objective	160
5.1	Introduction	160
5.1.1	Characterisation Notes	166
5.1.2	Narrative Techniques	167
5.1.3	Figurative Language	167
5.1.4	Societal Satire	168
5.1.5	Astrology as a Profession	168
5.2	Resume Writing	168
5.2.1	Resume Contents	168
5.2.2	The Difference between C.V and Resume	169

5.2.3	Steps in Preparation of Resume	170
5.2.4	Hard vs. Soft Skills: What's the Difference?	175
5.3	Letter Writing	181
5.3.1	Types of Letters	183
5.3.2	Essentials of Effective Letter Writing	188
5.3.3	Types of Letter Format	190
5.3.4	Types of Business Letters	196
5.3.5	Writing a Complaint Letter	200
5.3.6	Writing an Apology Letter	202
5.3.7	Writing a Letter of Appeal	203
5.3.8	Writing an Invitation Letter	204
5.3.9	Writing a Resignation Letter	205
5.3.10	Writing a Letter of Recommendation	207
5.3.11	Exercises	208
5.3.12	Practice Exercises	213
5.4	Email Writing	214
5.4.1	Significance of Email	215
5.4.2	Elements of E-mails	216
5.4.3	Technique for Writing an E-mail	216
5.4.4	Types of Emails	217
5.4.5	Advantages of Email	220
5.4.6	Disadvantages of E-mail	221
5.4.7	Exercises	222
5.5	Review Questions	223
5.6	Outcomes	224

Life Skill Course  
***Indian Culture & Science***

*As per Choice Based Credit System (CBCS)  
Common to all Branches*



**Author**

**Dr. B. Sudheeshna**

Dept. of Management Studies  
S.V. University, Tirupati - 517502 AP



**Dr. B. R. Ambedkar Open University**

**Eluru, Andhra Pradesh, India**

**[www.drbraouap.org](http://www.drbraouap.org)**

**Year : 2026**

**Edtion : First**

All rights reserved. No part of this publication which is material protected by this copyright notice may be reproduced or transmitted or utilized or stored in any form or by any means now known or hereinafter invented, electronic, digital or mechanical, including photocopying, scanning, recording or by any information storage or retrieval system, without prior written permission from the Publisher.



**Dr. B. R. Ambedkar Open University**

**Eluru, Andhra Pradesh, India**

**[www.drbraouap.org](http://www.drbraouap.org)**

# *Indian Culture & Science*

---

---

## **Learning Outcomes**

By successful completion of the course, students will be able to:

1. Understand the evolution of India's culture.
2. Analyze the process of modernization of Indian society and culture from past to future.
3. Comprehend objective education and evaluate scientific development of India in various spheres.
4. Inculcate nationalist and moral fervor and scientific temper.

### **Unit-I: Unity in Diversity in India**

Coexistence of various religions since ancient times - Hinduism, Buddhism, Jainism and Atheism, and later Sikhism, Islam and Christianity

The Bhakti (Vishnavite and Saivaite) and Sufi Movements

The concepts of seela, karuna, kshama, maitri, vinaya, santhi and ahimsa Achievements in Literature, Music, Dance, Sculpture and Painting - Craftsmanship in cloth, wood, clay, metal and ornaments

Cultural diversity, Monogamy, Family system, Important seasonal festivals

### **Unit-II: Social Reforms and Modern Society**

Reforms by Basaveswara - Raja Rama Mohan Roy - Dayananda Saraswathi - Swamy Vivekananda - Mahatma Gandhi - B. R. Ambedkar - Reforms in Andhra by Vemana, Veerabrahmam, Gurajada, Veeresalingam and GurrarnJashua (only reforms in brief, biographies not needed)

**Modern Society:** Family unity, Community service, Social Harmony, Civic Sense, Gender Sensitivity, Equality, National Fervor

### **Unit-III: Science and Technology**

Objectivity and Scientific Temper - Education on Scientific lines (Bloom's Taxonomy) - Online Education

Developments in Industry, Agriculture, Medicine, Space, Alternate Energy, Communications, Media through ages

## **Co-curricular Activities Suggested**

1. Assignments, Group discussions, Quiz etc
2. Invited Lecture by a local expert
3. Visit to a scientific institutions, local heritage sites, museums, industries etc

# Content

## *Indian Culture & Science*

---

---

### Unit-1: Indian Culture & Science

1.0	Objectives	1
1.1	Introduction	1
1.2	Indian Culture	2
1.3	Coexistence of Various Religions Since Ancient Times	3
1.3.1	Hinduism	3
1.3.2	Buddhism	8
1.3.3	Jainism	14
1.3.4	Atheism	24
1.3.5	Sikhism	26
	1.3.5.1 History and Beliefs	26
	1.3.5.2 The Sikh Identity	26
	1.3.5.3 The Sikh Scripture	27
	1.3.5.4 The Gurdwara	27
	1.3.5.5 The Sikh Way of Life	28
	1.3.5.6 Women	28
	1.3.5.7 Dietary Restrictions	29
	1.3.5.8 Other Religions	29
1.3.6	Islam	29
1.3.7	Christianity	39
1.4	The Bhakti	44
1.4.1	Types of Bhakti Cultures	47
1.4.2	Bhakti Saints	49
1.4.3	Impact of Bhakti Movement on Indian Society	50
1.5	Sufi Movements	51
1.5.1	Roots of Sufism	51
1.5.2	Origin of Sufism	52
1.5.3	Development of Sufism	52
1.5.4	Sufism in India	53
1.5.5	Orders of Sufism	54

1.5.6	Interaction between Hindu and Muslim Saints	58
1.5.7	Differences between Bhakti and Sufi Movements	58
1.6	The concepts	59
1.7	Achievements in Literature	62
1.8	Music	64
1.8.1	Treatises	65
1.9	Dance	65
1.9.1	Early Texts on Classical Dance	66
1.9.2	Basic Techniques in Classical Dance	68
1.10	Sculpture	70
1.11	Painting	76
1.12	Crafts Traditions	77
1.13	Cultural Diversity	79
1.14	Monogamy	81
1.15	Family	81
1.15.1	Advantages of Joint Family	82
1.15.2	Imbibing Values	83
1.16	Seasonal Festivals in India	83
1.17	Outcomes	86
1.18	Review Questions	86
1.19	Multiple Choice Questions	86
<b>Unit-2: Social Reforms and Modern Society</b>		
2.0	Objectives	89
2.1	Introduction	89
2.2	Reforms by Basaveswara	90
2.3	Raja Rammohan Roy	94
2.3.1	Contributions	95
2.3.2	Economic and Political Reforms	96
2.3.3	Religious Reforms	97
2.3.4	Brahmo Samaj	97
2.3.5	Synthetic Approach	97
2.3.6	Regeneration of Women	98
2.4	Dayananda Saraswathi	98
2.4.1	Religious Reforms	98

2.4.2	Opposition to Caste System and Untouchability	<b>99</b>
2.4.3	Sudhi Movement	<b>99</b>
2.4.4	Status of Women	<b>99</b>
2.4.5	Educational Reforms	<b>100</b>
2.4.6	Dayanand and Nationalism	<b>100</b>
2.4.7	Believer of Democracy	<b>100</b>
2.4.8	Importance of Village Administration	<b>101</b>
2.4.9	Nation Building Through Language	<b>101</b>
2.4.10	Dayanand Saraswati & Arya Samaj	<b>101</b>
2.5	Swami Vivekananda	<b>102</b>
2.5.1	Reforms	<b>103</b>
2.6	Mahatma Gandhi	<b>106</b>
2.6.1	Unconventional Techniques	<b>107</b>
2.6.2	Daridranarayan	<b>107</b>
2.6.3	Strain-free Nationalism	<b>108</b>
2.6.4	Abolition of Untouchability	<b>108</b>
2.6.5	Accepting Varnas and Denouncing Caste System	<b>109</b>
2.6.6	Reservation	<b>109</b>
2.6.7	Participation of Women	<b>110</b>
2.7	B. R. Ambedkar	<b>110</b>
2.7.1	Main Architect of Indian Constitution	<b>110</b>
2.7.2	Constitutional Morality	<b>111</b>
2.7.3	Democracy	<b>111</b>
2.7.4	Social Reforms	<b>111</b>
2.7.5	Factsheet	<b>112</b>
2.7.6	Methods Adopted to Remove Untouchability	<b>113</b>
2.7.7	Relevance of Ambedkar in Present Times	<b>113</b>
2.8	Reforms in Andhra by Vemana	<b>114</b>
2.9	Veerabrahmam	<b>115</b>
2.10	Gurajada Appa Rao	<b>115</b>
2.11	Kandukuri Veeresalingam	<b>116</b>
2.12	Gurram Jashuva	<b>117</b>
2.13	Modern Society	<b>118</b>
2.13.1	Characteristics of Modern Society	<b>118</b>

2.14	Family Unity	119
2.14.1	The Right to Family Unity	119
2.14.2	Different Kinds of Families and the Right to Unity	120
2.15	Community Service	121
2.15.1	Community Service Has a Number of Important Benefits	122
2.16	Social Harmony	122
2.16.1	Elements of Social Harmony	123
2.16.2	Importance of Social Harmony	124
2.17	Civic Sense	124
2.17.1	Importance of Civic Sense	125
2.17.2	Teaching about Civic Sense	126
2.18	Gender Sensitivity	126
2.18.1	Gender Stereotypes	127
2.18.2	Gender Roles	127
2.18.3	Gender Equality	127
2.18.4	Equal Treatment	127
2.18.5	Gender Mainstreaming	128
2.19	Equality	128
2.19.1	Features	129
2.19.2	Types of Equality	129
2.20	National Fervor	130
2.21	Outcomes	130
2.22	Review Questions	131
2.23	Multiple Choice Questions	131
<b>Unit-3: Science and Technology</b>		
3.0	Objectives	135
3.1	Introduction	135
3.2	Scientific Objectivity	136
3.2.1	Objectivity as Faithfulness to Facts	137
3.2.2	The View from Nowhere	137
3.3	Scientific Temper	138
3.4	Education on Scientific Lines (Bloom's Taxonomy)	139
3.4.1	Online Learning	141
3.5	Developments of Technology	144

3.5.1	Scientific and Technological Developments in Ancient India	145
3.5.2	Scientific and Technological Developments in Medieval India	146
3.5.3	Advancement of Science and Technology is Observed in following Areas in Modern Time	147
3.6	Industry	148
3.6.1	Benefits of Increased R&D Spending	148
3.6.2	New Trends in Manufacturing	149
3.7	Agriculture	149
3.7.1	Objectives	153
3.7.2	Challenges faced by Technology in Modern Era	154
3.7.3	Impact of Science and Technology in Agricultural Sector	154
3.7.4	The Recent Innovations and Technologies in Agriculture	155
3.7.5	A new Era of Scientific Farming	157
3.7.6	G-tech to Propel Economy's Growth Trajectory	157
3.8	Medicine	158
3.8.1	New Advancements in Medical Research in India	160
3.8.2	Greatest Medical Achievements in India	161
3.9	Space	163
3.9.1	X-ray Astronomy	164
3.10	Alternate Energy	165
3.10.1	Current Scenario of Renewable Energy in India	166
3.11	Communication	167
3.12	Media through ages	170
3.12.1	The Rise of the Social Network	170
3.12.2	Social Media in Indian Politics	171
3.12.3	Social Media and Business	171
3.12.4	Social Media and Recruitment in India	172
3.12.5	Social Media and IPL	172
3.12.6	Limitations of Social Media in India	172
3.13	Outcomes	173
3.14	Review Questions	173
3.15	Multiple Choice Questions	174

Skill Development Course

# *Advertising*

*As per Choice Based Credit System (CBCS)*

*Common to all Branches*



## **Authors**

**Dr. B. Sudheeshna**

Dept. of Management Studies

S.V. University, Tirupati - 517502 AP



**Dr. B. R. Ambedkar Open University**

**Eluru, Andhra Pradesh, India**

**[www.drbraouap.org](http://www.drbraouap.org)**

**Year : 2026**

**Edition : First**

All rights reserved. No part of this publication which is material protected by this copyright notice may be reproduced or transmitted or utilized or stored in any form or by any means now known or hereinafter invented, electronic, digital or mechanical, including photocopying, scanning, recording or by any information storage or retrieval system, without prior written permission from the Publisher.



**Dr. B. R. Ambedkar Open University**

**Eluru, Andhra Pradesh, India**

**[www.drbraouap.org](http://www.drbraouap.org)**

# *Advertising*

---

---

## **Learning Outcomes**

After Successful completion of this course, the students are able to;

1. Understand the field of Advertising
2. Comprehend opportunities and challenges in Advertising sector
3. Prepare a primary advertising model
4. Understand applying of related skills
5. Examine the scope for making advertising a future career

### **Unit-1**

Introduction of advertising concepts- functions - Types of advertising - Creative advertising messages - Factors determining opportunities of a product/service/Idea

### **Unit-2**

Role of advertising agencies and their responsibilities - scope of their work and functions - Ethical issues - Identifying target groups -Laws in advertising. Advertising Statutory Bodies in India - Role of AAAI (Advertising Agencies Association of India), ASCI (Advertising Standard Council of India)

### **Unit-3**

Types of advertising - Basic characteristics of a typical advertisement - Reaching target groups - Local advertising - Feedback on impact of advertisement - Business promotion.

# Content

## *Advertising*

---

---

### Unit-1

1.0	Objectives	1
1.1	Introduction	1
1.2	Advertising	2
1.2.1	Meaning	2
1.2.2	Facts of Advertising	3
1.2.3	Definition	4
1.3	Characteristics of Advertising	5
1.3.1	Objectives of Advertising	6
1.3.2	Importance of Advertising	7
1.3.3	Purpose of Advertising	8
1.4	Functions of Advertising	9
1.4.1	Five M's of Advertising	10
1.5	Types of Advertising	13
1.5.1	Qualities of Advertising	19
1.5.2	Media of Advertising	19
1.5.3	Benefits of Advertising	20
1.5.4	Limitations of Advertising	22
1.6	Creative Advertising	23
1.6.1	Importance of Creative Advertising	24
1.6.2	Tools for Creative Advertisement	26
1.7	Factors determining opportunities of a product/service/Idea	26
1.7.1	New Product Design Process	27
1.7.2	Steps in Tapping Opportunities	31
1.8	Outcomes	33
1.9	Review Questions	33
1.10	Multiple Choice Questions	34

## Unit - 2

2.0	Objectives	37
2.1	Introduction	37
2.2	Advertising Agency	38
2.2.1	Characteristics of Advertising agency	38
2.2.2	Importance of Advertising Agency	39
2.2.3	Nature of Advertising Agency	40
2.2.4	Scope of Advertising Agencies	41
2.2.5	Types of Advertising Agency	42
2.2.6	Structure of Advertising Agency	43
2.3	Role and Responsibility of Advertising Agency	44
2.4	Scope of Work	46
2.4.1	Functions of Advertising Agencies	46
2.5	Ethical issues in Advertising	48
2.6	Identifying Target Groups	50
2.7	Laws in Advertising	51
2.8	Advertising Statutory Bodies operating Globally	53
2.9	Role of AAAI	56
2.10	Advertising Standatds Council of India (ASCI)	57
2.11	Outcomes	61
2.12	Review Questions	61
2.13	Multiple Choice Questions	62

## Unit - 3

3.0	Objectives	65
3.1	Introduction	65
3.2	Types of Advertising	66
3.3	Basic Characteristics of a Typical Advertisement	70
3.4	Reaching Target Groups	73
3.5	Local Advertising	75
3.5.1	Types of Local Advertising	76
3.5.2	Advantages of Local Advertising	77
3.5.3	The process of Local Advertising	78

3.6	Feed-back on impact of Advertisement	<b>79</b>
3.6.2	The Positive Effects of Advertisement	<b>80</b>
3.6.3	The Negative Effects of Advertisement	<b>80</b>
3.7	Promotion	<b>81</b>
3.7.1	Characteristics of Promotion	<b>81</b>
3.7.2	Objectives of Promotion	<b>82</b>
3.7.3	Types of Promotion	<b>84</b>
3.7.4	Nature of Promotion	<b>84</b>
3.8	Marketing Communication	<b>85</b>
3.8.1	Importance of Marketing Communication	<b>86</b>
3.8.2	Elements of Marketing Communication	<b>88</b>
3.8.3	Promotional Activities	<b>91</b>
3.9	Promotion Mix	<b>93</b>
3.9.1	Objectives	<b>93</b>
3.9.2	Elements of Promotion Mix	<b>94</b>
3.9.3	Factors Affecting Marketing Promotion Mix	<b>95</b>
3.9.4	Role of Advertisement in Business Promotion	<b>99</b>
3.10	Outcomes	<b>100</b>
3.11	Review Questions	<b>100</b>
3.12	Multiple Choice Questions	<b>101</b>

# *Financial Accounting*

*As per Choice Based Credit System (CBCS)*  
**I - B.Com (Gen & CA) / II - Semester**



**Authors**

**Prof. B. Mohan**

Dept. of Commerce

S.V. University, Tirupati - 517502 AP



**Dr. B. R. Ambedkar Open University**

**Eluru, Andhra Pradesh, India**

[www.drabraouap.org](http://www.drabraouap.org)

**Year : 2026**

**Edition : First**

All rights reserved. No part of this publication which is material protected by this copyright notice may be reproduced or transmitted or utilized or stored in any form or by any means now known or hereinafter invented, electronic, digital or mechanical, including photocopying, scanning, recording or by any information storage or retrieval system, without prior written permission from the Publisher.



**Dr. B. R. Ambedkar Open University**

**Eluru, Andhra Pradesh, India**

**[www.drbraouap.org](http://www.drbraouap.org)**

# I - Year / II - Semester as per CBCS

## Financial Accounting

---

---

### Learning Outcomes:

At the end of the course the student will be able to;

- Understand the concept of consignment and learn the accounting treatment of the various aspects of consignment.
- Analyze the accounting process and preparation of accounts in consignment and joint venture.
- Distinguish Joint Venture and Partnership and to learn the methods of maintaining records under Joint Venture.
- Determine the useful life and value of the depreciable assets and maintenance of Reserves in business entities.
- Design an accounting system for different models of businesses at his own using the principles of existing accounting system.

### Unit-I: Depreciation

Meaning and Causes of Depreciation - Methods of Depreciation: Straight Line - Written Down Value - Annuity and Depletion Method (including Problems).

### Unit-II: Provisions and Reserves

Meaning - Provision vs. Reserve - Preparation of Bad Debts Account - Provision for Bad and Doubtful Debts - Provision for Discount on Debtors - Provision for Discount on Creditors - Repairs and Renewals Reserve A/c (including Problems).

### Unit-III: Insurance Claims

Meaning of Claim - Memorandum Trading A/c - Average Clause - Loss of Stock - Amount of Claim (including Problems).

### Unit-IV: Consignment Accounts

Consignment - Features - Proforma Invoice - Account Sales - Del credere Commission - Accounting Treatment in the Books of Consigner and Consignee - Valuation of Closing Stock - Normal and Abnormal Losses (including Problems).

## Unit-V: Joint Venture Accounts

Joint Venture - Features - Difference between Joint-Venture and Consignment - Accounting Procedure - Methods of Keeping Records - One Vendor Keeps the Accounts and Separate Set off Books Methods (including Problems).

### Reference Books

1. Ranganatham G and Venkataramanaiah, **Financial Accounting-II**, S Chand Publications, New Delhi.
2. T. S. Reddy and A. Murthy - **Financial Accounting**, Margham Publications.
3. R.L. Gupta & V.K. Gupta, **Principles and Practice of Accounting**, Sultan Chand.
4. SN Maheswari and SK Maheswari – **Financial Accounting**, Vikas Publications.
5. S.P. Jain & K.L. Narang, **Accountancy-I**, Kalyani Publishers.
6. Tulsan, **Accountancy-I**, Tata McGraw Hill Co.
7. V.K. Goyal, **Financial Accounting**, Excel Books
8. T.S. Grewal, **Introduction to Accountancy**, Sultan Chand & Co.
9. Haneef and Mukherjee, **Accountancy-I**, Tata McGraw Hill.
10. Arulanandam and Ramana, **Advanced Accountancy**, Himalaya Publishers.
11. S.N. Maheshwari & V.L. Maheswari, **Advanced Accountancy-I**, Vikas Publishers.
12. Prof E Chandraiah, **Financial Accounting**, Seven Hills International Publishers.

# Content

## Financial Accounting

---

---

### Unit-1: Depreciation

1.0	Objective	1
1.1	Introduction	1
1.2	Meaning of Depreciation	2
1.2.1	Definitions of Depreciation	2
1.2.2	Depreciation, Depletion, Amortization, and Dilapidations	3
1.2.3	Causes of Depreciation	6
1.2.4	Factors that affect the Computation of Depreciation	7
1.2.5	Objectives or Need for Providing Depreciation	9
1.2.6	Depreciation is a Process of Allocation not of Valuation	10
1.2.7	Depreciation of different Assets	10
1.3	Depreciation Accounting	11
1.3.1	How to Calculate Depreciation on Asset	12
1.3.2	Fixation of Depreciation Amount	14
1.3.3	Accounting Treatment	15
1.3.4	Methods of Providing Depreciation	18
1.4	Fixed Installment Method	19
1.4.1	Merits of Straight Line Method	27
1.4.2	Disadvantages of Straight Line Method	27
1.5	Diminishing Balance Method	35
1.5.1	Advantages	35
1.5.2	Disadvantages	36
1.5.3	Difference between Straight Line Method and Diminishing Balance Method	36
1.6	Change in the Method of Charging Depreciation	43
1.7	Annuity Method	55

1.7.1	Features of Annuity Method	55
1.7.2	Advantages	55
1.7.3	Disadvantages	56
1.8	Depletion Method	61
1.8.1	Advantages and Disadvantages of Depletion Method	61
1.9	Outcomes	63
1.10	Review Questions	63
1.11	Multiple Choice Questions	66

## Unit-2: Provisions and Reserves

2.0	Objectives	71
2.1	Introduction	71
2.2	Meaning of Provision	71
2.2.1	Definition	72
2.2.2	Need for Creating Provisions	72
2.2.3	General Rules in Creation of Provisions	73
2.2.4	Characteristic Features of Provisions	73
2.2.5	Purpose or Importance of Provisions	74
2.3	Reserves	74
2.3.1	Purpose of Reserves	75
2.3.2	Importance of Reserves	76
2.3.3	Objectives of Reserve	76
2.3.4	Presentation of Reserves	77
2.4	Types of Reserves	77
2.5	Distinction between Provision and Reserve	83
2.6	Classification of Reserve and Funds	84
2.7	Outcomes	97
2.8	Review Questions	98
2.9	Multiple Choice Questions	100

### **Unit-3: Consignment Accounts**

3.0	Objectives	103
3.1	Introduction	103
3.2	Meaning of Consignment	104
3.2.1	Features of Consignment	104
3.2.2	Difference between Consignment and Sale	105
3.3	Meaning and Explanation of some Important Terms in Consignment	107
3.3.1	Journal Entries Relating to Consignment Transactions	109
3.3.2	Proforma Invoice - Account Sales	110
3.4	Del Credere Commission	132
3.5	Accounting Treatment	137
3.6	Valuation of Closing Stock	170
3.6.1	Accounting Treatment of Unsold Stock	170
3.7	Loss of Goods	188
3.7.1	Normal Loss	188
3.7.2	Abnormal Loss	191
3.8	Formulae	217
3.9	Outcomes	223
3.10	Review Questions	223
3.11	Multiple Choice Questions	226

### **Unit-4: Joint Venture Accounts**

4.0	objectives	229
4.1	Introduction	229
4.2	Meaning of Joint Venture	230
4.2.1	Features of a Joint Venture (or) Characteristics of a Joint Venture	230
4.2.2	Terminology in Joint Venture	231
4.3	Differences between Joint venture and Consignment	232
4.3.1	Differences between Joint Venture and Partnership	234

4.4	Accounting Procedure	235
4.5	Preparation of Balance Sheet	270
4.6	Memorandum Joint venture Account	272
4.7	Outcomes	282
4.8	Review questions	283
4.9	Multiple Choice Questions	287
<b>Unit-5: Insurance Claims</b>		
5.0	Objectives	289
5.1	Introduction	289
5.2	Fire Insurance	289
5.3	Loss of Stock	290
5.4	Stock by Memorandum Trading Account	291
5.5	Calculation of Loss of Profit	309
	5.5.1 Loss of Profit Policy or Consequential Loss Policy	310
5.6	Outcomes	320
5.7	Review Question	320
5.8	Multiple Choice Questions	326

# *Business Economics*

*As per Choice Based Credit System (CBCS)*

**I - B.Com(Gen & CA) / II - Semester**



**Authors**

**Dr. Maneiah**

Dept. of Commerce

S.V. University, Tirupati - 517502 AP



**Dr. B. R. Ambedkar Open University**

**Eluru, Andhra Pradesh, India**

[www.drbraouap.org](http://www.drbraouap.org)

**Year : 2026**

**Edition : First**

All rights reserved . No part of this publication which is material protected by this copyright notice may be reproduced or transmitted or utilized or stored in any form or by any means now known or hereinafter invented, electronic, digital or mechanical, including photocopying, scanning, recording or by any information storage or retrieval system, without prior written permission from the Publisher.



**Dr. B. R. Ambedkar Open University**

**Eluru, Andhra Pradesh, India**

**[www.drbraouap.org](http://www.drbraouap.org)**

# I - Year / II - Semester as per CBCS

## *Business Economics*

---

---

### Learning Outcomes

At the end of the course, the student will be able to;

- Describe the nature of economics in dealing with the issues of scarcity of resources.
- Analyze supply and demand analysis and its impact on consumer behaviour.
- Evaluate the factors, such as production and costs affecting firms' behaviour.
- Recognize market failure and the role of government in dealing with those failures.
- Use economic analysis to evaluate controversial issues and policies.
- Apply economic models for managerial problems, identify their relationships, and formulate the decision-making tools to be applied for business.

#### **Unit-I: Introduction**

Meaning and Definitions of Business Economics - Nature and Scope of Business Economics - Micro and Macro Economics and their Interface.

#### **Unit-II: Demand Analysis**

Meaning and Definition of Demand - Determinants to Demand - Demand Function - Law of Demand - Demand Curve - Exceptions to Law of Demand - Elasticity of Demand - Measurements of Price Elasticity of Demand

#### **Unit-III: Production, Cost and Revenue Analysis**

Concept of Production Function - Law of Variable Proportion - Law of Returns to Scale - Classification of Costs - Break Even Analysis - Advantages

#### **Unit-IV: Market Structure**

Concept of Market Classification of Markets - Perfect Competition - Characteristics - Equilibrium Price - Monopoly - Characteristics - Equilibrium Under Monopoly.

#### **Unit-V: National Income**

Meaning - Definition - Measurements of National Income - Concepts of National Income - Components of National Income - Problems in Measuring National Income

### References

1. Business Economics - S.Sankaran, Margham Publications, Chennai.
2. Business Economics - Kalyani Publications.
3. Business Economics - Himalaya Publishing House.
4. Business Economics - Aryasri and Murthy, Tata McGraw Hill.
5. Business Economics - H.L Ahuja, Sultan Chand & Sons
6. Principles of Economics - Mankiw, Cengage Publications
7. Fundamentals of Business Economics - Mithani, Himalaya Publishing House
8. Business Economics - A.V. R. Chary, Kalyani Publishers, Hyderabad.
9. Business Economics - Dr K Srinivasulu, Seven Hills International Publishers.

# Content

## *Business Economics*

---

---

### Unit-1: Introduction to Business Economics

1.0	Objectives	1
1.1	Introduction	1
1.1.1	Circular flow of Economic Activity	2
1.2	Business Economics	3
1.2.1	Meaning of Economics	3
1.2.2	Nature of Economics	7
1.2.3	Scope of Economics	9
1.2.4	Assumptions in Economics	10
1.2.5	Economics in Relation with other Social Sciences	11
1.3	Business Economics	13
1.3.1	Definition of Business Economics	13
1.3.2	Nature of Business Economics	15
1.3.3	Scope of Business Economics	15
1.3.4	Significance of Business Economics	18
1.3.5	Difference between Economics and Business Economics	19
1.3.6	Economic Principle	20
1.3.7	Economic Practices of Management	21
1.4	Role and Responsibilities of Business Economics	22
1.5	Micro and Macro Economics	23
1.5.1	Micro Economics	24
1.5.2	Scope of Micro Economics	25
1.5.3	Importance of Micro Economics	25
1.5.4	Limitations of Micro Economics	26
1.5.5	Macro Economics	27
1.5.6	Subject Matter of Macro Economics	27
1.5.7	Scope of Macro Economics	28
1.5.8	Importance of Macro Economics	29
1.5.9	Limitations of Macro Economics	30
1.6	Difference between Micro Economics and Macro Economics	30
1.7	Laws of Economics	31
1.7.1	Nature of Economic Laws	31
1.7.2	Application of Economic Laws	32
1.8	Economic Statics and Dynamics	32
1.9	Economics and Business Decision Making	34
1.10	Outcomes	34
1.11	Review Questions	34
1.12	Multiple Choice Questions	35

## Unit-2: Demand Analysis

2.0	Objectives	39
2.1	Introduction	39
2.2	Utility	40
2.2.1	Characteristics of Utility	41
2.2.2	Types of Utility	42
2.2.3	Kinds of Utility	42
2.3	Cardinal Utility Approach	43
2.3.1	Assumptions of Cardinal Utility Analysis	44
2.3.2	Cardinal and Ordinal Approach	44
2.4	Diminishing marginal utility	45
2.4.1	Law of Diminishing Marginal Utility	47
2.4.2	Causes of Diminishing Marginal Utility	49
2.4.3	Limitations of the Law	50
2.4.4	Uses of the Law of Diminishing Utility	50
2.4.5	Exceptions of the Law of Diminishing Utility	51
2.4.6	Issues	51
2.5	Law of Equi-Marginal Utility or Principle of Substitution	52
2.6	Ordinal Utility Approach	55
2.7	Demand	56
2.7.1	Demand Function	57
2.7.2	Demand Schedules	58
2.7.3	Determinants of Demand	59
2.8	Types of Demand	61
2.9	Law of Demand	66
2.9.1	Characteristics of Law of Demand	68
2.9.2	Exceptions to the Law of Demand	68
2.9.3	Reason for Downward Sloping Demand Curve	70
2.9.4	Changes in Demand Curve	70
2.10	Elasticity of Demand	71
2.10.1	Importance of Elasticity of Demand	72
2.10.2	Factors affecting Elasticity of Demand	73
2.10.3	Price Elasticity	75
2.10.4	Degrees of Price Elasticity	76
2.10.5	Factors Determining Price Elasticity of Demand	78
2.11	Measurement of Price Elasticity of Demand	80
2.11.1	Importance of Price Elasticity of Demand	86
2.12	Income Elasticity of Demand	88
2.12.1	Degrees of Income Elasticity of Demand	88
2.12.2	Measurement of Income Elasticity	89
2.12.3	Importance of Income Elasticity	90

2.13	Cross Elasticity of Demand	91
2.13.1	Types of Cross Elasticity of Demand	91
2.13.2	Measurement of Cross Elasticity of Demand	92
2.13.3	Limitations of Cross Elasticity of Demand	93
2.14	Importance of Elasticity of Demand	93
2.14.1	Advertising Elasticity of Demand or Promotional Elasticity of Sales	94
2.15	Demand Forecasting	95
2.15.1	Features of Demand Forecasting	96
2.15.2	Objectives of Demand Forecasting	96
2.15.3	Factors influencing Demand forecasting	96
2.15.4	Types of Forecasts	97
2.15.5	Importance of Demand Forecasting	97
2.15.6	Factors Influencing Demand Forecasting	98
2.15.7	Methods of Demand Forecasting	99
2.15.8	Demand Forecasting Process	105
2.15.9	Criteria for a Good Forecasting Method	105
2.15.10	Limitations of Demand Forecasting	106
2.16	Outcomes	107
2.17	Review Questions	107
2.18	Multiple Choice Questions	109
<b>Unit-3: Production, Cost and Revenue Analysis</b>		
3.0	Objectives	115
3.1	Introduction	115
3.2	Meaning of Production	116
3.2.1	Factors of Production	117
3.2.2	Importance of Production	125
3.3	Production Function	125
3.3.1	Features of Production Function	126
3.3.2	Usefulness of Production Function	127
3.3.3	Variation of Product in Short Run	128
3.3.4	Types of Production Function	128
3.4	Fixed and Variable factors	131
3.5	Law of Variable Proportion	132
3.5.1	Three Stages of the Law of Variable Proportions	134
3.5.2	Causes of Applicability	135
3.5.3	Applicability of the Law of Variable Proportions	136
3.6	Returns to a Factor or Laws of Returns	137
3.6.1	Law of Diminishing Returns or Law of Increasing Costs	137
3.6.2	Law of Increasing Returns or Law of Diminishing Costs	140
3.6.3	Law of Constant Returns or Law of Constant Costs	143
3.6.4	Importance of the Law of Diminishing Returns	144

3.6.5	The Law of Diminishing Returns Applicable to Agriculture	145
3.6.6	The Law of Increasing Returns Operates in Industry Only	146
3.7	Law of returns to scale	147
3.8	Production Function-II With Two Variables or ISO-quant Analysis	149
3.8.1	Properties of ISO- Product Curves	151
3.9	Iso - Cost Line	154
3.9.1	Marginal Rate of Technical Substitution (MRTS)	156
3.10	Producer's Equilibrium	157
3.11	Cost	158
3.11.1	Types of Costs	158
3.11.2	Cost Function	162
3.11.3	Assumptions of the Cost-Function	163
3.12	Traditional Theory of Costs	163
3.12.1	Short-run Costs of The Traditional Theory	164
3.12.2	Relation Between AC and MC	167
3.12.3	Long run Cost Curves	168
3.12.4	Average Cost in the Long Run: Smooth Envelope Case	169
3.12.5	Economies and Dieconomies of Scale	173
3.12.6	Modern Theories	175
3.13	Revenu Analysis	177
3.13.1	Relationship between AR, MR and TR - A Diagrammatic Illustration	179
3.13.2	Relationship between AR, MR and TR	180
3.13.3	Revenue Curves under Different Markets	184
3.14	Break even Analysis	187
3.15	Outcomes	193
3.16	Review Questions	193
3.17	Multiple Choice Questions	194
<b>Unit-4: Market Structure</b>		
4.0	Objectives	199
4.1	Introduction	199
4.2	Concept of Market	200
4.2.1	Classification of Markets	201
4.3	Perfect Competition	203
4.3.1	Equilibrium under Perfect Competition	205
4.4	Market Price under Perfect Competition	205
4.4.1	Market Period	205
4.4.2	Pricing in the Short Run- Equilibrium of the Firm	206
4.4.3	Pricing in the Long Run	209
4.4.4	Price Determination Under Perfect Competiton	210
4.4.5	Marginal Revenue and Marginal Cost Approach	212
4.4.6	Advantages of Perfect Competition	214

4.4.8	Perfect Competition vs Pure Competition	<b>215</b>
4.4.9	Difference Perfect Competition and Monopoly	<b>215</b>
4.5	Monopoly	<b>216</b>
4.5.1	Major Characteristics/Features of Monopoly	<b>217</b>
4.5.2	Sources of Monopoly Power	<b>217</b>
4.5.3	Pricing and Output Decisions under Monopoly	<b>218</b>
4.5.4	Short-Run and Long-Run Equilibrium under Monopoly	<b>220</b>
4.5.5	Determination of Long-run Price or Long-run Equilibrium	<b>222</b>
4.5.6	Monopoly Equilibrium and Law of Costs	<b>222</b>
4.5.7	Advantages of Monopoly	<b>224</b>
4.5.8	Disadvantages of Monopoly	<b>224</b>
4.5.9	Natural Monopoly	<b>225</b>
4.5.10	Difference between Monopoly and Monopolistic Competition	<b>226</b>
4.6	Price Discrimination by Monopoly	<b>227</b>
4.6.1	Necessary Conditions for Price Discrimination	<b>227</b>
4.6.2	Degrees of Price Discrimination	<b>228</b>
4.7	Monopolistic Competition	<b>230</b>
4.8	Oligopoly	<b>231</b>
4.9	Outcomes	<b>232</b>
4.10	Review Questions	<b>233</b>
4.11	Multiple Choice Questions	<b>233</b>
<b>Unit-5: National Income</b>		
5.0	Objectives	<b>239</b>
5.1	Introduction	<b>239</b>
5.2	Meaning of National Income	<b>240</b>
5.2.1	Definitions of National Income	<b>240</b>
5.2.2	Concepts Regarding National Income	<b>243</b>
5.3	Concepts of National Income	<b>247</b>
5.4	Circular Flow of Economic Activity	<b>261</b>
5.5	Major Types of Production in National Income	<b>262</b>
5.6	Measurement of National Income	<b>264</b>
5.6.1	Product or Value Added Method	<b>264</b>
5.6.2	Income Method	<b>265</b>
5.6.3	Expenditure Method	<b>266</b>
5.6.4	Problems in Measuring National Income	<b>268</b>
5.6.5	Importance of National Income Analysis	<b>272</b>
5.7	Some Accounting Related Aggregates	<b>273</b>
5.8	Outcomes	<b>274</b>
5.9	Review Questions	<b>275</b>
5.10	Multiple Choice Questions	<b>275</b>

# *E - Commerce and Web Designing*

*As per Choice Based Credit System (CBCS)*

**I - B.Com(CA) / II - Semester**



**Author**

**Dr. S. Siva Sankar**

Dept. of Commerce

S.V. University, Tirupati - 517502 AP



**Dr. B. R. Ambedkar Open University**

**Eluru, Andhra Pradesh, India**

[www.drbraouap.org](http://www.drbraouap.org)

**Year : 2026**

**Edition : First**

All rights reserved. No part of this publication which is material protected by this copyright notice may be reproduced or transmitted or utilized or stored in any form or by any means now known or hereinafter invented, electronic, digital or mechanical, including photocopying, scanning, recording or by any information storage or retrieval system, without prior written permission from the Publisher.



**Dr. B. R. Ambedkar Open University**

**Eluru, Andhra Pradesh, India**

**[www.drbraouap.org](http://www.drbraouap.org)**

# **I - Year / II - Semester as per CBCS**

## ***E - Commerce and Web Designing***

---

---

### **Unit I: Introduction**

Meaning, Nature, Concepts, Advantages, Disadvantages and reasons for Transacting Online, Types of E-Commerce, e-commerce Business Models (Introduction , Key Elements of a Business Model And Categorizing Major E-Commerce Business Models), Forces Behind e-commerce.

Technology used in E-commerce: The dynamics of World Wide Web and Internet (Meaning, Evolution and Features); Designing, Building and Launching e-commerce website (A systematic approach involving decisions regarding selection of hardware, software, outsourcing Vs. in-house development of a website)

### **Unit-II: E-payment System**

Models and methods of e-payments (Debit Card, Credit Card, Smart Cards, e-money), Digital Signatures (Procedure, Working And Legal Position), Payment Gateways, Online Banking (Meaning, Concepts, Importance, Electronic Fund Transfer, Automated Clearing House, Automated Ledger Posting), Risks Involved in e-payments.

### **Unit-III: On-line Business Transactions**

Meaning, Purpose, Advantages and Disadvantages of Transacting Online, E-Commerce Applications in Various Industries Like {Banking, Insurance, Payment of Utility Bills, Online Marketing, E-Tailing (Popularity, Benefits, Problems and Features), Online Services (Financial, Travel and Career), Auctions, Online Portal, Online Learning, Publishing and Entertainment} Online Shopping (Amazon, Snap Deal, Alibaba, Flipkart, etc.)

### **Unit-IV: HTML**

Website designing, Designing a home page, HTML document, Anchor tag Hyperlinks, Head and body section, Header Section, Title, Prologue, Links, Colorful Pages, Comment, Body Section, Heading Horizontal Ruler, Paragraph, Tabs, Images and Pictures, Lists and Their Types, Nested Lists, Table Handling.

Frames: Frameset Definition, Frame Definition, Nested Framesets, Forms and Form Elements. DHTML and Style Sheets: Defining Styles, elements of Styles, linking a style sheet to a HTML Document, Inline Styles, External Style Sheets, Internal Style Sheets & Multiple Style Sheets.

### **Unit V: Security and Encryption**

Need and Concepts, E-Commerce Security Environment: (Dimension, Definition and Scope of E-Security), Security Threats in the E-Commerce Environment (Security Intrusions and Breaches, Attacking Methods Like Hacking, Sniffing, Cyber- Vandalism Etc.), Technology Solutions (Encryption, Security Channels Of Communication, Protecting Networks And Protecting Servers And Clients).

# Content

## *E - Commerce and Web Designing*

---

---

### Unit-1: Introduction

1.0	Objectives	1
1.1	Introduction	1
1.2	E-Commerce	2
1.2.1	E-commerce Meaning	3
1.2.2	Definition E-Commerce	4
1.2.3	Features of E-commerce	6
1.2.4	Nature of E-Commerce	6
1.2.5	Principles of E-Commerce	7
1.2.6	Essential Elements of E-Commerce	9
1.2.7	Advantages of E-Commerce	10
1.2.8	Disadvantages of E-Commerce	12
1.3	Online Transaction Processing	14
1.3.1	Definition	15
1.3.2	Characteristics of OLTP	16
1.3.3	Advantages and Disadvantages of OLTP	16
1.3.4	OLTP vs. OLAP	17
1.3.5	Reasons of Online Transaction Processing System	18
1.4	Types of E-Commerce	18
1.5	Business Models of Ecommerce	22
1.5.1	Key Elements	23
1.5.2	Models of Ecommerce	24
1.6	Forces behind E-Commerce	26
1.7	Internet	27
1.7.1	Evolution of Internet	28
1.7.2	Features of Internet	31
1.7.3	Advantages and Disadvantages of Internet	32
1.8	World Wide Web	33
1.8.1	The History of the WWW and Ecommerce	33
1.8.2	World Wide Web Facilitate E-commerce	34
1.8.3	Working of WWW for E-Commerce	35
1.9	Designing, Building and Launching E-Commerce Website	35
1.9.1	Need to Create E- Commerce Websites	36
1.9.2	Steps to Create Ecommerce Websites	36

1.10	In house Vs Outsourcing Website Development	42
1.10.1	SSL Certification	45
1.11	Outcomes	46
1.12	Review Questions	46
1.13	Multiple Choice Questions	47
<b>Unit-2: E - Payment System</b>		
2.0	Objectives	51
2.1	Introduction	51
2.2	Electronic Payment Systems	52
2.2.1	Factors of Electronic Payment	52
2.2.2	Advantages of EPS	53
2.2.3	Disadvantages of EPS	54
2.3	Models of E-Payment	54
2.3.1	Problems with Traditional Payment System	55
2.4	Methods of E-Payment	56
2.4.1	Real Time or Prepaid Tokens	56
2.4.2	Digital Cash	57
2.4.3	Debit Cards	59
2.4.4	Smart Cards	63
2.4.5	Electronic Money / wallet / Purse	68
2.4.6	Credit Cards	74
2.5	Digital Signature	81
2.5.1	Procedure for Creating Digital Signature	82
2.5.2	Working of Digital Signature	83
2.5.3	Benefits of Digital Signatures	83
2.5.4	Legal Position of Digital Signature	84
2.6	Electronic Payment	85
2.6.1	Participants in the E-Payment Process	85
2.6.2	E Payment Methods	86
2.7	E-payment Gateways	87
2.7.1	Categories of E-payment Gateways	88
2.7.2	Working E-payment Gateway	91
2.7.3	Points to be Considered for Selecting Gateway for E-commerce Website	93
2.7.4	Security for Merchant and Security for Customer	93
2.7.5	Payment Gateway License	93
2.7.6	Advantages of Payment Gateway License	94
2.8	Online Banking	98
2.8.1	Importance of Online Banking	96

2.9	Electronic Fund Transfer	97
2.9.1	EFT Process	97
2.9.2	Types of Electronic Funds Transfer in India	98
2.9.3	Benefits of EFT	99
2.10	Automated Clearing House (ACH)	99
2.10.1	Working of ACH	100
2.10.2	ACH Transaction Steps	101
2.10.3	Benefits of ACH Payments	101
2.11	Automated Ledger Posting	102
2.11.1	Prerequisites	102
2.11.2	SAP Configuration of Electronic Bank Statement (EBS)	102
2.11.3	Configuration Steps	103
2.12	Risks involved in E-Payments	105
2.13	Outcomes	106
2.14	Review Questions	106
2.15	Multiple Choice Questions	107
<b>Uni-3: On-line Business Transactions</b>		
3.0	Objectives	111
3.1	Introduction	111
3.2	Meaning	112
3.2.1	Features of Online Business	113
3.2.2	Components of E-Business	113
3.2.3	Order Fulfillment Process	115
3.2.4	Advantages of E-Business	115
3.2.5	Limitations of E-Business	115
3.2.6	E-Business Model	115
3.2.7	E-Business vs. E-Commerce	117
3.2.8	Need for E- Business	118
3.3	Application of E-Commerce	120
3.3.1	Applications of E-Commerce in Banking	122
3.3.2	E-commerce in Insurance	123
3.3.3	Payment of Utility Bills	126
3.3.4	Online Marketing	128
3.4	E-Tailing	130
3.4.1	Components of E-Retailing	130
3.4.2	Advantages of E-Retailing	131
3.4.3	Shortcomings of E-Retailing	132

3.4.4	Benefits of E-tailing	132
3.4.5	Features of E-tailing	132
3.5	Online Services	133
3.6	Auctions	137
3.6.1	Auction Process	137
3.7	Online Portal	141
3.7.1	Need of Web Portals for Business	142
3.8	Online Learning	142
3.8.1	Advantages of Online Learning	143
3.8.2	Disadvantages of Online Learning	143
3.9	Web Publishing	144
3.10	Online Entertainment	145
3.10.1	Types of Services	145
3.11	Online Shopping	147
3.11.1	Advantages of Online Shopping	148
3.11.2	Disadvantages of Online Shopping	149
3.11.3	Online Stores	150
3.12	Outcomes	151
3.13	Review Questions	152
3.14	Multiple Choice Questions	152
<b>Unit-4: HTML</b>		
4.0	Objectives	157
4.1	World Wide Web	157
4.1.1	Features of WWW	158
4.2	Components of World Wide Web	159
4.3	URI - Components of URL	160
4.4	HTML	164
4.5	Basics of HTML	165
4.5.1	Document Body	168
4.5.2	Background Color and Tilings	168
4.5.3	HTML Font Colors	169
4.5.4	Font Size	170
4.5.5	Font Face	171
4.5.6	HTML Comments	171
4.5.7	Paragraph Tag	172
4.5.8	Heading Tags	172
4.6	Document Elements	173

4.7	HTML Document Structure	174
4.8	Web Terminologies	179
4.9	HTML, Head and Body Tags	180
4.10	Formatting and Hyperlink Creation	183
4.11	HR, Heading	189
4.12	Lists	193
4.13	Tables	196
4.14	Font Element, Image TAG and Image Formats	212
4.15	Creation of simple HTML Documents	215
4.16	Frames	220
4.17	Forms	224
4.18	Outcomes	239
4.19	Review Questions	239
4.20	Multiple Choice Questions	240
<b>Unit-5: Security and Encryption</b>		
5.0	Objectives	243
5.1	Introduction	243
5.2	E-Security	243
5.3	Needs of E-Security	245
5.3.1	Six Dimensions of E-Commerce Security	248
5.3.2	Scope of E-Security	249
5.4	Security Threats in E-Commerce Environment	250
5.4.1	All E-Security Threats are given below which Analysis by Security Intrusions	251
5.4.2	Cryptographic Hash Functions	257
5.4.3	Hackers	257
5.4.4	Secure Electronic Transaction	258
5.4.5	Security Socket Layer	259
5.5	Encryption	261
5.5.1	History of Encryption	262
5.5.2	Use Encryption	262
5.6	Security Channels of Communication	264
5.7	How to Protect your Network	266
5.8	Security Issues for Client-Server Service Providers	267
5.9	Outcomes	268
5.10	Review Questions	269
5.11	Multiple Choice Questions	269

# సృజనాత్మక రచన

డిగ్రీ (జనరల్) / సెమిస్టర్ - III

రచయితలు

డా॥ ఎస్. సునీల్ కుమార్

తెలుగు విభాగం

ఎస్. వి. విశ్వ విద్యాలయం

తిరుపతి, ఆంధ్రప్రదేశ్ - 517 502



**Dr. B. R. Ambedkar Open University**

**Eluru, Andhra Pradesh, India**

**[www.drabraouap.org](http://www.drabraouap.org)**

All rights reserved. No part of this publication which is material protected by this copyright notice may be reproduced or transmitted or utilized or stored in any form or by any means now known or hereinafter invented, electronic, digital or mechanical, including photocopying, scanning, recording or by any information storage or retrieval system, without prior written permission.



**Dr. B. R. Ambedkar Open University**  
**Eluru, Andhra Pradesh, India**  
**[www.drabraouap.org](http://www.drabraouap.org)**

## సృజనాత్మక రచన

### అభ్యసన ఫలితాలు

ఈ కోర్సు విజయవంతం ముగించాక, విద్యార్థులు క్రింది అభ్యసన ఫలితాలను పొందగలరు.

1. తెలుగు సాహిత్య అభ్యసన ద్వారా నేర్చుకున్న నైపుణ్యాలను, సృజనాత్మక నైపుణ్యాలుగా మార్చుకోగలరు.
2. విద్యార్థులు భాషాతత్వాన్ని, భాష యొక్క ఆవశ్యకతను, భాష యొక్క ప్రాధాన్యాన్ని గుర్తిస్తారు. మనిషి వ్యక్తిగత జీవనానికి, సామాజిక వ్యవస్థ పటిష్ఠతకు భాష ప్రధానమని తెలుసుకుంటారు.

తెలుగుభాషలోని కీలకాంశాలైన 'వర్ణం-పదం-వాక్యాల ప్రాధాన్యాన్ని గుర్తిస్తూ, వాగ్రూప- లిఖితరూప వ్యక్తీకరణ ద్వారా భాషానైపుణ్యాలను మొరుగుపరచుకోగలరు.

3. భాషానైపుణ్యాలను అలవరుచుకోవడంతోపాటు వినియోగించడం నేర్చుకుంటారు. రచనా, భాషానైపుణ్యాలను సృజనాత్మక రూపంలో వ్యక్తీకరించగలరు.
4. ప్రాచీన పద్యరచనతో పాటు ఆధునిక కవిత, కథ, వ్యాసం మొదలైన సాహిత్యప్రక్రియల నిర్మాణాలకు సంబంధించిన సిద్ధాంతవిషయాలను నేర్పడంతో పాటు వారిలో రచనా నైపుణ్యాలను పెంపొందించుకోగలరు.
5. సృజన రంగర, ప్రసారమాధ్యమ రంగాల్లో ఉపాధి అవకాశాలను అందిపుచ్చుకోగలరు.
6. అనువాద రంగంలో నైపుణ్యం సంపాదించగలరు.

### పాఠ్య ప్రణాళిక

#### యూనిట్ - 1: వ్యక్తీకరణ నైపుణ్యం

1. భాషా ప్రాథమిక అంశాలు : (భాష- నిర్వచనం, లక్షణాలు, ఆవశ్యకత ప్రయోజనాలు)
2. వర్ణం, పదం, వాక్యం : (లక్షణాలు, సామాన్య- సంయుక్త- సంశ్లిష్ట వాక్యాలు)
3. భాషా నిర్మాణంలో వర్ణం, పదం, వాక్యం

#### యూనిట్ - II : సృజనాత్మక రచనలు

4. కవితా రచన : ఉత్తమ కవితా - లక్షణాలు
5. కథారచన : ఉత్తమ కథ - లక్షణాలు
6. వ్యాస రచన : ఉత్తమ వ్యాసం లక్షణాలు

**యూనిట్ - III: అనువాద రచన**

7. అనువాదం- నిర్వచనం, అనువాద పద్ధతులు
8. అనువాద సమస్యలు - భౌగోళిక, భాషా, సంస్కృతిక సమస్యలు, పరిష్కారాలు
9. అభ్యాసం - ఆంగ్లం నుండి తెలుగుకు, తెలుగు నుండి ఆంగ్లానికి ఒక పేరును అనువదించడం

**యూనిట్ - IV: మాధ్యమాలకు రచన - 1 (ముద్రణామాధ్యమం/ ప్రింట్ మీడియా)**

10. ముద్రణామాధ్యమం: పరిచయం - పరిధి - వికాసం
11. వివిధ రకాల పత్రికలు , పరిశీలన - పత్రికా భాష - శైలి - వైవిధ్యం
12. పత్రికా రచన : (వార్తా రచన, సంపాదకీయాలు, సమీక్షలు - అవగాహన)

**యూనిట్ - V: మాధ్యమాల రచన - 2 (ప్రసార మాధ్యమం/ ఎలక్ట్రానిక్ మీడియా)**

13. ప్రసార మాధ్యమాలు : (నిర్వచనం, రకాలు, విస్తృతి ప్రయోజనాలు)
14. శ్రవణ మాధ్యమాలు : (రచన, రేడియో రచన, ప్రసంగాలు, నాటికలు, ప్రసార సమాచారం)
15. దృశ్య మాధ్యమాలు : (రచన, వ్యాఖ్యానం(యాంకరింగ్), టెలివిజన్ రచన)

# విషయ సూచిక సృజనాత్మక రచన

## యూనిట్ - 1: వ్యక్తికరణ నైపుణ్యం

### 1. భాషా ప్రాథమిక అంశాలు

1.1	ఉద్దేశ్యం	3
1.2	పాఠ్యభాగం	3
1.3	పాఠ్యభాగ పరిచయం	10
1.4	పాఠ్యభాగ సారాంశము	10
1.5	వ్యాసరూప ప్రశ్నలు	12
1.6	సంగ్రహ ప్రశ్నలు	14

### 2. వర్ణం, పదం, వాక్యం

2.1	ఉద్దేశ్యం	17
2.2	పాఠ్యభాగం	17
2.3	పాఠ్యభాగ పరిచయం	21
2.4	పాఠ్యభాగ సారాంశము	21
2.5	వ్యాసరూప ప్రశ్నలు	21
2.6	సంగ్రహ ప్రశ్నలు	23

### 3. భాషా నిర్మాణంలో వర్ణం, పదం, వాక్యం

3.1	ఉద్దేశ్యం	25
3.2	పాఠ్యభాగం	25
3.3	పాఠ్యభాగ పరిచయం	32
3.4	పాఠ్యభాగ సారాంశము	32
3.5	వ్యాసరూప ప్రశ్నలు	32
3.6	సంగ్రహ ప్రశ్నలు	38
3.7	విద్యార్థులకు అభ్యాసం	42

## యూనిట్ - II : సృజనాత్మక రచనలు

### 4. కవితా రచన

4.1	ఉద్దేశ్యం	45
4.2	పాఠ్యభాగం	45
4.3	పాఠ్యభాగ పరిచయం	48

4.4	పాఠ్యభాగ సారాంశము	48
4.5	వ్యాసరూప ప్రశ్నలు	49
4.6	సంగ్రహ ప్రశ్నలు	52

### 5. కథారచన

5.1	ఉద్దేశ్యం	55
5.2	పాఠ్యభాగం	55
5.3	పాఠ్యభాగ పరిచయం	60
5.4	పాఠ్యభాగ సారాంశము	61
5.5	వ్యాసరూప ప్రశ్నలు	61
5.6	సంగ్రహ ప్రశ్నలు	66
5.7	విద్యార్థులకు అభ్యాసం	70

### 6. వ్యాస రచన

6.1	ఉద్దేశ్యం	55
6.2	పాఠ్యభాగం	55
6.3	పాఠ్యభాగ పరిచయం	60
6.4	పాఠ్యభాగ సారాంశము	61
6.5	వ్యాసరూప ప్రశ్నలు	61
6.6	సంగ్రహ ప్రశ్నలు	66
6.7	విద్యార్థులకు అభ్యాసం	70
6.8	ప్రాజెక్టు వర్క్	80

### యూనిట్ - III: అనువాద రచన

#### 7. అనువాదం

7.1	ఉద్దేశ్యం	83
7.2	పాఠ్యభాగం	83
7.3	పాఠ్యభాగ పరిచయం	86
7.4	పాఠ్యభాగ సారాంశము	86
7.5	వ్యాసరూప ప్రశ్నలు	86
7.6	సంగ్రహ ప్రశ్నలు	91
7.7	విద్యార్థులకు అభ్యాసం	92

#### 8. అనువాద సమస్యలు

8.1	ఉద్దేశ్యం	93
8.2	పాఠ్యభాగం	93

8.3	పాఠ్యభాగ పరిచయం	104
8.4	పాఠ్యభాగ సారాంశము	104
8.5	వ్యాసరూప ప్రశ్నలు	104
8.6	సంగ్రహ ప్రశ్నలు	117
8.7	విద్యార్థులకు అభ్యాసం	118

### 9. అభ్యాసం

9.1	ఉద్దేశం	119
9.2	ఆంగ్లం నుండి తెలుగుకు అనువాదం చేయుట	119
9.3	తెలుగు నుండి ఆంగ్లంకు అనువాదం చేయుట	120
9.4	విద్యార్థులకు అభ్యాసం	120

యూనిట్ - IV: మాధ్యమాలకు రచన - 1 (ముద్రణామాధ్యమం/ ప్రింట్ మీడియా)

### 10. ముద్రణామాధ్యమం

10.1	ఉద్దేశ్యం	123
10.2	పాఠ్యభాగం	123
10.3	పాఠ్యభాగ పరిచయం	126
10.4	పాఠ్యభాగ సారాంశము	126
10.5	వ్యాసరూప ప్రశ్నలు	127
10.6	సంగ్రహ ప్రశ్నలు	129
10.7	విద్యార్థులకు అభ్యాసం	130

### 11. వివిధ రకాల పత్రికలు

11.1	ఉద్దేశ్యం	131
11.2	పాఠ్యభాగం	131
11.3	పాఠ్యభాగ పరిచయం	137
11.4	పాఠ్యభాగ సారాంశము	138
11.5	వ్యాసరూప ప్రశ్నలు	138
11.6	సంగ్రహ ప్రశ్నలు	142
11.7	విద్యార్థులకు అభ్యాసం	144

### 12. పత్రికా రచన

12.1	ఉద్దేశ్యం	145
12.2	పాఠ్యభాగం	145
12.3	పాఠ్యభాగ పరిచయం	149

12.4	పాఠ్యభాగ సారాంశము	149
12.5	వ్యాసరూప ప్రశ్నలు	150
12.6	సంగ్రహ ప్రశ్నలు	152
12.7	విద్యార్థులకు అభ్యాసం	154

**యూనిట్ - V: మాధ్యమాల రచన - 2 (ప్రసార మాధ్యమం/ ఎలక్ట్రానిక్ మీడియా)**

**13. ప్రసార మాధ్యమాలు**

13.1	ఉద్దేశ్యం	157
13.2	పాఠ్యభాగం	157
13.3	పాఠ్యభాగ పరిచయం	159
13.4	పాఠ్యభాగ సారాంశము	159
13.5	వ్యాసరూప ప్రశ్నలు	159
13.6	సంగ్రహ ప్రశ్నలు	161
13.7	విద్యార్థులకు అభ్యాసం	162

**14. శ్రవణ మాధ్యమాలు**

14.1	ఉద్దేశ్యం	163
14.2	పాఠ్యభాగం	163
14.3	పాఠ్యభాగ పరిచయం	170
14.4	పాఠ్యభాగ సారాంశం	170
14.5	వ్యాసరూప ప్రశ్నలు	170
14.6	సంగ్రహ ప్రశ్నలు	175
14.7	విద్యార్థులకు అభ్యాసం	176

**15. దృశ్య మాధ్యమాలు**

15.1	ఉద్దేశ్యం	177
15.2	పాఠ్యభాగం	177
15.3	యాంకరకు ఉండాల్సిన లక్షణాలు	182
15.4	పాఠ్యభాగ పరిచయం	184
15.5	పాఠ్యభాగ సారాంశం	184
15.6	వ్యాసరూప ప్రశ్నలు	184
15.7	సంగ్రహ ప్రశ్నలు	191
15.8	విద్యార్థులకు అభ్యాసం	192

*A Course in*  
***Conversational Skills***

*As per Choice Based Credit System (CBCS)  
For Degree I - Year / III - Semester  
Common to all Branches*



**Authors**

**Dr. A. Sreenivasulu**

Dept. of English

S.V. University, Tirupati - 517502 AP



**Dr. B. R. Ambedkar Open University**

**Eluru, Andhra Pradesh, India**

[www.drbraouap.org](http://www.drbraouap.org)

**Year : 2026**

**Edition : First**

All rights reserved. No part of this publication which is material protected by this copyright notice may be reproduced or transmitted or utilized or stored in any form or by any means now known or hereinafter invented, electronic, digital or mechanical, including photocopying, scanning, recording or by any information storage or retrieval system, without prior written permission from the Publisher.



**Dr. B. R. Ambedkar Open University**

**Eluru, Andhra Pradesh, India**

**[www.drbraouap.org](http://www.drbraouap.org)**

# *A Course in Conversational Skills*

---

---

## **Learning Outcomes**

By the end of the course the learner will be able to:

- Speak fluently in English
- Participate confidently in any social interaction
- Face any professional discourse
- Demonstrate critical thinking
- Enhance conversational skills by observing the professional interviews

### **Unit-I**

**Speech:** 1. Tryst with Destiny Jawaharlal Nehru

**Skills:** 2. Greetings

3. Introductions

### **Unit-II**

**Speech:** 1. Yes, We Can Barack Obama

**Interview:** 2. A Leader Should Know How to Manage Failure Dr.A.P.J.Abdul Kalam/ India  
Knowledge at Wharton

**Skills:** 3. Requests

### **Unit-III**

**Interview:** 1. Nelson Mandela's Interview With Larry King

**Skills:** 2. Asking and Giving Information

3. Agreeing and Disagreeing

### **Unit-IV**

**Interview:** 1. JRD Tata's Interview With T.N.Ninan

**Skills:** 2. Dialogue Building

3. Giving Instructions/Directions

### **Unit-V**

**Speech:** 1. You've Got to Find What You Love Steve Jobs

**Skills:** 2. Debates

3. Descriptions

4. Role Play

# Content

## *A Course in Conversational Skills*

---

---

### Unit-1

1.0	Objectives	2
1.1	Introduction	2
1.2	Speech: Tryst with Destiny Jawaharlal Nehru	2
1.3	Vacabulary	8
1.3.1	In Depth Reading Comprehension	25
1.3.2	Topics for Speech	25
1.4	Greetings	26
1.5	Introduction	31
1.5.1	Introducing Oneself and Others	32
1.5.2	Examples	33
1.5.3	Practice Exercises	36
1.5.4	Asking Questions and Giving Reply	38
1.5.4.1	Practice Exercises	40

### Unit-2

2.0	Objectives	44
2.1	Introduction	44
2.2	Speech: Yes, we can Barack Obama	45
2.3	Vocabulary	49
2.4	A Leader should know how to Manage Failure	49
2.5	Requests	55

### Unit-3

3.0	Objectives	64
3.1	Introduction	64

3.2	Nelson Mandela's Interview with Larry King	65
3.3	Asking and Giving Information	83
3.2.1	Practice Exercises	85
3.4	Agreeing and Disagreeing	87

#### Unit-4

4.0	Objectives	96
4.1	Introduction	96
4.2	JRD Tata's Interview with T.N.Ninan	96
4.3	Dialogue Building	101
4.3.1	Rules for Writing Dialogue	103
4.3.2	Activities	103
4.4	Giving Instructions/ Directions	107
4.4.1	Practice Exercises	113
4.4.2	Asking For and Giving Instructions	114
4.4.3	Practice Exercises	116

#### Unit-5

5.0	Objectives	118
5.1	Introduction	118
5.2	'You've got to find what you Love,'	118
5.3	Debate	124
5.3.1	Necessity of Debate	124
5.3.2	The Basic Debating Skills	124
5.3.3	Essentials of a Good Debate	125
5.3.4	Structure for Debate	127
5.3.5	Debate Vocabulary and Phrases	128
5.3.6	Exercises	129

5.4	Descriptions	<b>133</b>
5.4.1	Qualities of a Descriptive Essay	<b>134</b>
5.4.2	Format	<b>134</b>
5.4.3	Describing Places	<b>134</b>
5.4.4	Describing People	<b>134</b>
5.4.5	Describing Events	<b>135</b>
5.5	Role Plays	<b>136</b>
5.5.1	Examples	<b>140</b>
5.5.2	Practice Exercises	<b>144</b>

Life Skill Course

# *Environmental Education*

*As per Choice Based Credit System (CBCS)  
Common to all Branches*



**Author**

**Dr. M. Shanthi**

Dept. of Management Studies  
S.V. University, Tirupati - 517502 AP



**Dr. B. R. Ambedkar Open University**

**Eluru, Andhra Pradesh, India**

[www.drbraouap.org](http://www.drbraouap.org)

**Year : 2026**

**Edtion : First**

All rights reserved. No part of this publication which is material protected by this copyright notice may be reproduced or transmitted or utilized or stored in any form or by any means now known or hereinafter invented, electronic, digital or mechanical, including photocopying, scanning, recording or by any information storage or retrieval system, without prior written permission from the Publisher.



**Dr. B. R. Ambedkar Open University**

**Eluru, Andhra Pradesh, India**

**[www.drbraouap.org](http://www.drbraouap.org)**

# *Environmental Education*

---

---

## **Learning outcomes**

On completion of this course the students will be able to .....

1. Understand the nature, components of an ecosystem and that humans are an integral part of nature.
2. Realize the importance of environment, the goods and services of a healthy biodiversity, dependence of humans on environment.
3. Evaluate the ways and ill effects of destruction of environment, population explosion on ecosystems and global problems consequent to anthropogenic activities.
4. Discuss the laws/ acts made by government to prevent pollution, to protect biodiversity and environment as a whole.
5. Acquaint with international agreements and national movements, and realize citizen's role in protecting environment and nature.

### **Unit-1: Environment and Natural Resources**

1. Multidisciplinary nature of environmental education; scope and importance.
2. Man as an integral product and part of the Nature.
3. A brief account of land, forest and water resources in India and their importance.
4. Biodiversity: Definition; importance of Biodiversity - ecological, consumptive, productive, social, ethical and moral, aesthetic, and option value.
5. Levels of Biodiversity: Genetic, species and ecosystem diversity.

### **Unit-2: Environmental Degradation and Impacts**

1. Human population growth and its impacts on environment; land use change, land degradation, soil erosion and desertification.
2. Use and over-exploitation of surface and ground water, construction of dams, floods, conflicts over water (within India).
3. **Deforestation:** Causes and effects due to expansion of agriculture, firewood, mining, forest fires and building of new habitats.
4. Non-renewable energy resources, their utilization and influences.
5. A brief account of air, water, soil and noise pollutions; Biological, industrial and solid wastes in urban areas. Human health and economic risks.
6. Green house effect - global warming; ocean acidification, ozone layer depletion, acid rains and impacts on human communities and agriculture.

7. **Threats to biodiversity:** Natural calamities, habitat destruction and fragmentation, over exploitation, hunting and poaching, introduction of exotic species, pollution, predator and pest control.

### Unit-3: Conservation of Environment

1. Concept of sustainability and sustainable development with judicious use of land, water and forest resources; afforestation.
2. Control measures for various types of pollution; use of renewable and alternate sources of energy.
3. **Solid waste management:** Control measures of urban and industrial waste.
4. **Conservation of biodiversity:** In-situ and ex-situ conservation of biodiversity.
5. **Environment Laws:** Environment Protection Act; Act; Wildlife Protection Act; Forest Conservation Act.
6. **International agreements:** Montreal and Kyoto protocols; Environmental movements: Bishnois of Rajasthan, Chipko, Silent valley.

# Content

## *Environmental Education*

---

---

### Unit-1: Environment and Natural Resources

1.0	Objectives	1
1.1	Introduction	1
1.2	Definitions of Environment	2
1.2.1	Classification of Environment	3
1.2.2	Components of Environment	3
1.2.3	Environmental Studies	5
1.2.4	Objectives of Environmental Education	6
1.2.5	Importance of the Environmental Studies	7
1.2.6	Scope of Environmental Education	8
1.2.7	Multidisciplinary Nature	9
1.2.8	Need for Public Awareness	11
1.3	Man as an Integral Product and Part of Nature	12
1.4	Land Resources	13
1.4.1	Land as a Resource	14
1.4.2	Land Degradation	14
1.4.3	Physical Properties of Soil	15
1.4.4	Landslides	16
1.4.5	Soil Erosion	17
1.4.6	Desertification	18
1.4.7	Environmental Impacts of Overgrazing	19
1.5	Forest Resources	20
1.5.1	Use of Forests	20
1.5.2	Importance of Forests	21
1.5.3	Over-exploitation of Forests	22
1.5.4	Forest Areas in India	22
1.5.5	Deforestation	24
1.5.6	Major Causes of Deforestation	24
1.5.7	Effects of Deforestation Environment and Tribal People	25
1.5.8	Afforestation Programmes	26
1.5.9	Timber Extraction	26

1.5.10	Effects of Mining Operations on a Forest and Tribal People	27
1.6	Water Resources	29
1.6.1	Uses of Water	30
1.6.2	Effects of Over-utilisation of Surface & Ground Water	30
1.6.3	Effects of Overutilisation of Ground Water	31
1.6.4	Conflicts Over Water	31
1.7	Biodiversity	32
1.7.1	Definitions	33
1.7.2	Types of Biodiversity	33
1.7.3	Importance of Biodiversity	35
1.7.4	Uses of Biodiversity	40
1.7.5	Values of Biodiversity	42
1.8	Levels of Biodiversity	43
1.9	Outcomes	46
1.10	Review Questions	46
1.11	Multiple Choice Questions	47
<b>Unit-2: Environmental Degradation and Impacts</b>		
2.0	Objectives	49
2.1	Introduction	49
2.2	Population Growth	50
2.2.1	Population Explosion	50
2.2.2	Impact on Environment	52
2.3	Land use Change	53
2.3.1	Direct Land use Change	54
2.3.2	Indirect Land use Change	55
2.3.3	Limitations of the Indirect Land use Change Concept	55
2.4	Land Degradation	56
2.4.1	Causes of Land Degradation	56
2.4.2	Prevention and Control Measures for Land Degradation	57
2.4.3	Soil Erosion	57
2.4.4	Desertification	59
2.5	Water Resources	59
2.5.1	Uses of Water	60
2.5.2	Effects of Over-utilisation of Surface & Ground Water	61
2.5.3	Construction of Dams	62

2.5.4	Floods	<b>65</b>
2.5.5	Drought	<b>66</b>
2.5.6	Conflicts Over Water	<b>67</b>
2.6	Deforestation	<b>70</b>
2.6.1	Major Causes of Deforestation	<b>71</b>
2.6.2	Effects of Deforestation Environment and Tribal People	<b>72</b>
2.6.3	Causes	<b>73</b>
2.6.4	Effects	<b>74</b>
2.7	Resources	<b>74</b>
2.7.1	Differences between Renewable and Non-renewable Resources	<b>75</b>
2.7.2	Non-Renewable Energy Resources	<b>76</b>
2.8	Pollution	<b>78</b>
2.8.1	Air Pollution	<b>79</b>
2.8.2	Water Pollution	<b>85</b>
2.8.3	Soil Pollution	<b>89</b>
2.8.4	Noise Pollution	<b>91</b>
2.8.5	Solid Waste	<b>95</b>
2.8.6	Human health and Economic Risks	<b>97</b>
2.9	Green House effect	<b>97</b>
2.9.1	Global Warming and Green House Effects	<b>98</b>
2.9.3	Ocean Acidification	<b>101</b>
2.9.4	Ozone Layer Depletion	<b>102</b>
2.9.5	Acid Rain (Acid Precipitation)	<b>106</b>
2.10	Threats to Biodiversity	<b>109</b>
2.11	Outcomes	<b>110</b>
2.12	Review Questions	<b>111</b>
2.13	Multiple Choice Questions	<b>112</b>
<b>Unit-3: Conservation of Environment</b>		
3.0	Objectives	<b>117</b>
3.1	Introduction	<b>117</b>
3.2	Sustainability	<b>118</b>
3.2.1	Issues of Environmental Sustainability	<b>118</b>
3.3	Sustainable development	<b>119</b>
3.3.1	Goals of Sustainable Development	<b>122</b>
3.3.2	Threats to Sustainability	<b>122</b>

3.3.3	Sustainable Development with Judicious use of Land	125
3.3.4	Sustainable Development with Judicious use of Water	124
3.3.5	Sustainable Development with Judicious use of Forest Resources	125
3.3.6	Aforestration	126
3.4	Control Measures for Various Types of Pollution	128
3.4.1	Control of Air Pollution	128
3.4.2	Control of Automobile Pollution	128
3.4.3	Control of Water Pollution	129
3.4.4	Control of Soil Pollution	129
3.4.5	Control of Noise Pollution	130
3.4.6	Control of Thermal Pollution	130
3.5	Energy Resources	131
3.5.1	Growing Energy Needs	131
3.5.2	Types of Natural Resources	132
3.5.3	Use of Alternate Energy Sources	134
3.6	Solid Waste management	135
3.6.1	Increasing Industrialization and Rapid Urbanisation	136
3.6.2	Effects of Solid Waste Pollution	138
3.6.3	Measures for Safe Urban and Industrial Waste Disposal	138
3.7	Conservation of Biodiversity	140
3.8	Environment Laws	145
3.8.1	The Environment (Protection) Act, 1986	145
3.8.2	Wildlife Protection Act	146
3.8.3	Forest Conservation Act, 1980	148
3.9	International Agreements	150
3.9.1	Kyoto Protocol	150
3.9.2	Motreal Protocol	151
3.10	Environmental Movement	151
3.10.1	Bishnois of Rajasthan	152
3.10.2	Chipko Movement	153
3.10.3	Silent Valley	154
3.11	Outcomes	155
3.12	Review Questions	155
3.13	Multiple Choice Questions	156

Life Skill Course

# *Personality Enhancement & Leadership*

*As per Choice Based Credit System (CBCS)  
Common to all Branches*



**Author**

**Dr. B. Sudheeshna**

Dept. of Management Studies

S.V. University, Tirupati - 517502 AP



**Dr. B. R. Ambedkar Open University**

**Eluru, Andhra Pradesh, India**

**[www.drbraouap.org](http://www.drbraouap.org)**

**Year : 2026**

**Edtion : First**

All rights reserved. No part of this publication which is material protected by this copyright notice may be reproduced or transmitted or utilized or stored in any form or by any means now known or hereinafter invented, electronic, digital or mechanical, including photocopying, scanning, recording or by any information storage or retrieval system, without prior written permission from the Publisher.



**Dr. B. R. Ambedkar Open University**

**Eluru, Andhra Pradesh, India**

**[www.drbraouap.org](http://www.drbraouap.org)**

# *Personality Enhancement & Leadership*

---

---

## **Learning Outcomes**

By successful completion of the course, students will be able to:

- Develop comprehensive understanding of personality
- Know how to assess and enhance one's own personality
- Comprehend leadership qualities and their importance
- Understand how to develop leadership qualities

### **Unit-I**

Meaning of Personality – Explanations of Human Personality – Psychodynamic Explanations – Social Cognitive Explanation – Big Five traits of Personality

### **Unit-II**

Assessment of Personality - Projective & Self Report Techniques - Building Self-Confidence – Enhancing Personality Skills

### **Unit-III**

Leadership Characteristics – Types of Leaders – Importance of Leadership – Leadership Skills – Building and Leading Efficient Teams – Leadership Qualities of Abraham Lincoln, Mahatma Gandhi, Prakasam Pantulu, Dr. B. R. Ambedkar & J.R.D. Tata

# Content

## *Personality Enhancement & Leadership*

---

---

### Unit-1

1.0	Objectives	1
1.1	Introduction	1
1.2	Personality	2
1.2.1	Nature of Personality	3
1.2.2	Characteristics of Personality	4
1.2.3	Foundations of Personality	4
1.2.4	Stages of Personality	5
1.2.5	Determinants of Personality	6
1.3	Personality Structure	8
1.4	Theories of Personality	9
1.5	Psychodynamics	13
1.5.1	Psychosexual Stages of Development	16
1.5.2	Freudian Psychodynamics	17
1.5.3	Jungian Psychodynamics	17
1.5.4	Positive Psychology	18
1.5.5	Psychoanalysis	19
1.5.5.1	Key Terms of Psychoanalytical Theory	19
1.5.5.2	Strengths of Psychoanalysis	20
1.5.5.3	Criticisms of Psychoanalysis	20
1.6	Psychodynamic Theory of Personality	20
1.6.1	Psychodynamic Treatment	22
1.6.2	Other Psychodynamic Theorists	22
1.6.3	Erickson Psychodynamic Theory of Personality	23
1.6.3.1	The Ego Psychology	23
1.6.3.2	The Epigenetic Principle	23
1.7	Social Cognitive Explanation	26
1.7.1	Main Tenets of Social Cognitive Theory	26
1.7.2	Albert Bandura's Social Learning Theory	26
1.7.3	Evaluation of Bandura's Theory	32

1.8	Definition of the Big Five Factors	32
1.8.1	Discovery of the Big Five in Cattell's Variable List	33
1.8.2	The Big Five Theory	34
1.8.3	Measurement of the Big Five Inventory (BFI)	36
1.9	Outcomes	39
1.10	Review Questions	40
<b>Unit-2</b>		
2.0	Objectives	41
2.1	Introduction	41
2.2	Assessment of Personality	41
2.2.1	Need of Assessment	42
2.2.2	Purpose of Personality Assessment	43
2.3	Methods of Personality Assessment	43
2.3.1.	Personality Inventories	44
2.3.1.1	History of Personality Assessment	45
2.3.2	Projective Methods	48
2.3.2.1	History of Projective Methods	48
2.3.2.2	Types of Projective Tests	49
2.3.2.3	Evaluation of Projective Tests	51
2.3.3	Observational Methods	52
2.3.4	Self-Report Tests	52
2.3.5	Self Report Personality Test (Inventory)	55
2.3.5.1	Single-Traits Tests	57
2.3.5.2	Multidimensional Tests	57
2.3.5.3	Strength and Weakness of Self-Report Tests	57
2.3.5.4	Faking in Personality Inventories	58
2.3.5.5	Measures to Avoid Faking	58
2.3.5.6	Methods to Overcome Weaknesses in Self-Report Tests	59
2.4	Building Self confidence	60
2.4.1	Techniques of Self Confidence	61
2.5	Enhancing Personality skills	63
2.5.1	Importance of Personality Skills	64
2.5.2	Enhancing Personality Skills	64

2.5.3	Steps to Improve Personal Development Skills	<b>65</b>
2.5.4	Personal Development Skills in the Workplace	<b>66</b>
2.6	Outcomes	<b>67</b>
2.7	Review Questions	<b>67</b>
<b>Unit-3</b>		
3.2	Definition	<b>70</b>
3.2.1	Characteristics of Leadership	<b>70</b>
3.2.2	Nature of Leadership	<b>71</b>
3.2.3	Importance of Leadership	<b>72</b>
3.2.4	Need of Leadership	<b>73</b>
3.3	Leadership Types	<b>73</b>
3.4	Styles of Leadership	<b>75</b>
3.5	Leadership skills	<b>79</b>
3.5.1	Functions of Leader	<b>80</b>
3.5.2	Qualities of an Effective Leader	<b>81</b>
3.5.3	Leadership Skills	<b>82</b>
3.5.4	Qualities of Leadership	<b>83</b>
3.6	Building and Leading Efficient Teams	<b>83</b>
3.6.1	Team Development Stages	<b>84</b>
3.6.2	Different Types of Teams	<b>84</b>
3.6.3	Team Building	<b>85</b>
3.6.4	Importance of Building Strong Teams	<b>86</b>
3.6.5	Steps in Building Strong Teams	<b>87</b>
3.6.6	Team Activities	<b>89</b>
3.7	Leadership Qualities of Abraham Lincoln	<b>90</b>
3.8	Leadership Qualities of Mahatma Gandhi	<b>91</b>
3.9	Leadership Qualities of Prakasham Pantulu	<b>92</b>
3.10	Leadership Qualities of B.R. Ambdkar	<b>93</b>
3.11	Leadership Qualities of J.R.D. Tata	<b>93</b>
3.11.1	Leadership Skills	<b>95</b>
3.12	Outcomes	<b>95</b>
3.13	Review Questions	<b>96</b>

Skill Development Course  
***Disaster Management***

*As per Choice Based Credit System (CBCS)  
Common to all Branches*



**Authors**

**Dr. B. Sudheeshna**

Dept. of Management Studies  
S.V. University, Tirupati - 517502 AP



**Dr. B. R. Ambedkar Open University**

**Eluru, Andhra Pradesh, India**

**[www.drbraouap.org](http://www.drbraouap.org)**

**Year : 2026**

**Edition : First**

All rights reserved. No part of this publication which is material protected by this copyright notice may be reproduced or transmitted or utilized or stored in any form or by any means now known or hereinafter invented, electronic, digital or mechanical, including photocopying, scanning, recording or by any information storage or retrieval system, without prior written permission from the Publisher.



**Dr. B. R. Ambedkar Open University**

**Eluru, Andhra Pradesh, India**

**[www.drbraouap.org](http://www.drbraouap.org)**

# *Disaster Management*

---

---

## **Learning Outcomes**

After successful completion of the course, the students are able to;

1. Understand the nature, cause and effects of disasters
2. Comprehend the importance of Disaster Management and the need of awareness
3. Acquire knowledge on disaster preparedness, recovery remedial measures and personal precautions
4. Volunteer in pre and post disaster management service activities

### **Unit-I**

Introduction of Disaster - Different types of disasters- Natural- (flood, cyclone, earthquake, Famine and pandemic) - Accidental- (Fire, Blasting, Chemical leakage, Rail, Aviation, Road boat tragedies and nuclear pollution) - Disaster Management Act 2005

### **Unit-II**

Causes and immediate effects of Disasters - Preparedness of disasters –Precautions – Dissemination of information - Nature and concepts - Role of National Disaster Management Authority and Role of Government and non governmental organizations in protecting human livestock and natural resources.-Use of technology -Role of Citizens and Youth in the prevention.

### **Unit-III**

Post disaster effects - short term - Procedures for Rehabilitation and Recovery - Role of volunteers and Safety Precautions - Long term remedial and preventive measures – Collection, filing and storage of information - Case studies.

# Content

## *Disaster Management*

---

---

### Unit-1

1.0	Objectives	1
1.1	Introduction	1
1.2	Disaster	1
1.3	Types of Disasters	2
1.3.1	Earthquakes	3
1.3.2	Tunami	5
1.3.3	Cyclones	7
1.3.4	Floods	10
1.3.5	Droughts	12
1.3.6	Landslides	14
1.3.7	Forest Fires	16
1.3.8	Famine	18
1.3.9	Pandemic	20
1.4	Man-made Disasters	28
1.5	Accidental Disaster	29
1.5.1	Fire Accidents	29
1.5.1.1	Fire Safety Precautions	30
1.5.2	Blasting	32
1.5.3	Rail Accidents	33
1.5.4	Aviation Accidents	34
1.5.5	Road Accidents	36
1.5.6	Boat Tragedies	37
1.6	Nuclear Pollution	39
1.6.1	Causes of Nuclear Pollution	39
1.6.2	Effects of Nuclear Pollution	40
1.6.3	Prevention of Nuclear Pollution	41
1.7	Disaster Management Act 2005	41

1.7.1	Scope and Objective	42
1.7.2	Criticism of the Disaster Management Act	43
1.8	Outcomes	43
1.9	Review Questions	43
<b>Unit-2</b>		
2.0	Objectives	45
2.1	Induction	45
2.2	Causes and Immediate Effects of Disasters	46
2.2.1	Causes of Disasters	46
2.2.2	Effects of Disasters	48
2.3	Preparedness of Disasters	50
2.3.1	Measures of Disaster Preparedness	50
2.4	Precautions or Steps for Preparedness of Disaster Strikes by Communities	53
2.5	Dissemination of Information	54
2.5.1	Importance of Information	55
2.5.2	Nature of Dissemination of Information	55
2.5.3	Concepts of Dissemination	56
2.5.4	Channels for Disseminating Information	57
2.6	Role of National Disaster Management Authority	58
2.6.1	Evolution of NDMA	58
2.6.2	Functions and Responsibilities of NDMA	58
2.6.3	Institutional Framework for Disaster Management in India	59
2.6.4	Role & Responsibility of SDMA	59
2.6.5	Role & Responsibility of SEC	60
2.6.6	Role & Responsibility of DDMA	61
2.7	Role of Government and non Governmental Organizations in Protecting Human Livestock and Natural Resources	61
2.8	Use of Technology in Disaster Management	62
2.9	Role of Citizen in Prevention of Disaster	64
2.10	Role of Youth	65
2.11	Outcomes	66
2.12	Review Questions	66

### Unit-3

3.0	Objectives	67
3.1	Introduction	67
3.2	Post Disaster Effects	68
3.3	Disaster Management Cycle	69
3.4	Procedures for Rehabilitation and Recovery	71
3.4.1	Rehabilitation	71
3.4.2	Types of Rehabilitation	72
3.4.3	Procedure for Rehabilitation	72
3.4.4	Procedure for Recovery	73
3.4.4.1	Disaster Recovery Plan	73
3.4.4.2	Disaster Plan	74
3.4.4.3	Benefits of Disaster Recovery Plan	75
3.4.4.4	Strategies and Tools for Disaster Recovery Plan	75
3.4.4.5	Steps of a Disaster Recovery Plan	76
3.5	Role of Volunteers in Disasters	77
3.6	Role of Safety Precautions	80
3.7	Preventive measures of Disaster	81
3.8	Collection- Filling-Storing of Information	83
3.8.1	Data Collection	83
3.8.2	Filling of Data	84
3.8.3	Storage of Information	85
3.8.3.1	Storage Management and Disaster Recovery	85
3.9	Case study	86
3.10	Outcomes	88
3.11	Review Questions	88

# ***ADVANCED ACCOUNTING***

*As per Choice Based Credit System (CBCS)*  
**II - B.Com(Gen & CA) / III - Semester**



**Authors**

**Dr. Maneiah**

Dept. of Commerce

S.V. University, Tirupati - 517502 AP



**Dr. B. R. Ambedkar Open University**

**Eluru, Andhra Pradesh, India**

**[www.drbraouap.org](http://www.drbraouap.org)**

**Year : 2026**

**Edition : First**

All rights reserved. No part of this publication which is material protected by this copyright notice may be reproduced or transmitted or utilized or stored in any form or by any means now known or hereinafter invented, electronic, digital or mechanical, including photocopying, scanning, recording or by any information storage or retrieval system, without prior written permission from the Publisher.



**Dr. B. R. Ambedkar Open University**

**Eluru, Andhra Pradesh, India**

**[www.drbraouap.org](http://www.drbraouap.org)**

## **III<sup>rd</sup> Semester as per CBCS**

### **Advanced Accounting**

---

---

#### **UNIT-I**

**Partnership Accounts-I:** Meaning – Partnership Deed - Capital Accounts (Fixed and Fluctuating) – Admission of a Partner – Retirement and Death of a Partner (Excluding Joint Life Policy)(Including problems)

#### **UNIT-II**

**Partnership Accounts-II:** Dissolution of Partnership – Insolvency of a Partner (excluding Insolvency of all partners) – Sale to a Company (Including problems)

#### **UNIT-III**

**Issue of Shares, Debentures, Underwriting and Bonus Shares:** Issue of Shares at par, premium and discount - Prorata allotment – Forfeiture and Re-issue of Shares – Issue of Debentures with Conditions of Redemption – Underwriting: Meaning Conditions- Bonus Shares: Meaning – SEBI Guidelines for Issue of Bonus Shares – Accounting of Bonus Shares(Including problems)

#### **UNIT-IV**

**Company Final Accounts and Profit Prior to Incorporation:** Companies Act 2013: Structure – General Instructions for preparation of Balance Sheet and Statement of Profit and Loss – Part-I: Form of Balance Sheet – Part-II: Statement of Profit and Loss – Preparation of Final Accounts of Companies - Profits Prior to Incorporation- Accounting treatment. (Including problems)

#### **UNIT-V**

**Valuation of Goodwill and Shares:** Valuation of Goodwill: Need – Methods: Average Profits, Super Profits and Capitalization Methods -Valuation of Shares: Need –Net Assets, Yield and Fair Value Methods. (Including problems)



# Content

## Advanced Accounting

---

---

### Unit- I: Partnership Accounts-I

1.0 Learning Objectives	1
1.1 Introduction	1
1.2 Meaning	2
1.2.1 Features of Partnership	2
1.3 Partnership Deed	2
1.3.1 Rights of a Partners	3
1.3.2 Duties of Partners	4
1.3.3 Kinds of Partners	6
1.3.4 Distribution of Profits	7
1.3.5 Format of Profit and Loss Appropriation Account	8
1.4 Capital Accounts (Fixed and Fluctuating)	9
1.4.1 Interest on Capital	11
1.5 Admission of a Partner	13
1.5.1 Calculation of New Profit Sharing Ratio	14
1.5.2 Treatment of Goodwill	15
1.6 Retirement of a Partner	34
1.7 Death of a Partner	39
1.8 Summary	40
1.9 Review Questions	41
1.10 Objective Type Questions	53

### Unit- II: Partnership Accounts-II

2.0 Learning Objectives	55
2.1 Introduction	55
2.2 Methods of Dissolution	56
2.3 Accounting Process on Dissolution	57
2.3.1 Realisation Account	57
2.3.2 Preparation of Partners' Loan Account	62

2.3.3 Preparation of Partner's Capital Accounts	63
2.3.4 Preparation of Cash or Bank Account	63
2.3.5 Preparation of Memorandum Balance Sheet	63
2.4 Insolvency of a Partner	69
2.4.1 Accounting Treatment of Insolvency of Partners	70
2.5 Summary	78
2.6 Questions	78
2.8 Objective Type Questions	86
<b>Unit- III: Accounting for Share Capital</b>	
3.0 Learning Objectives	89
3.1 Introduction	89
3.2 Meaning of a Company	90
3.2.1 Definitions of Company	90
3.2.2 Characteristics (Features) of a Company	90
3.2.3 Types of Companies	90
3.3 Meaning of Share	91
3.4 Types of Shares	91
3.4.1 Distinction between Equity Share and Preference Share	92
3.4.2 Types (or) Classes of Preference Shares	92
3.5 Meaning of Capital	93
3.5.1 Classes of Capital	93
3.6 Issue of Shares	94
3.7 Book Building	104
3.8 Right Issues	109
3.9 Debentures	117
3.10 Meaning of Debentures	118
3.10.1 Characteristics of Debentures	118
3.10.2 Difference between Shares and Debentures	118
3.11 Types of Debentures	119
3.12 Issue of Debentures	120
3.12.1 Issue of Debentures for Cash	120
3.12.2 Issue of Debentures for Consideration other than Cash	125
3.12.3 Debentures Issued as a Collateral Security	133

3.13 Interest of Debentures	133
3.14 Redemption of Debentures	136
3.14.1 Redemption after the expiry of Stipulated Period of Time	136
3.14.2 Insurance Policy Method	140
3.14.3 Redemption by Drawings by Lot	141
3.14.4 Redemption by “Conversion”	142
3.15 Bonus Shares	148
3.16 SEBI Guidenines on the issue of Bonus Shares	149
3.17 Free reserves that can be used for issue of Bonus shares	150
3.17.1 Difference between Bonus Shares and Right Shares	150
3.18 Accounting Treatment	151
3.19 Summary	155
3.20 Review Questions	156
3.21 Objective Type Questions	166

#### **Unit- IV: Comapany Final Accounts & Profitprior to Incorporation**

4.0 Leaning Objectives	173
4.1 Introduction	173
4.2 Meaning of a Companies	173
4.3 Kinds of Companies	174
4.4 Classes of Capital	175
4.5 Books of Accounts	176
4.5.1 Uses and Importance of Final Accounts	177
4.5.2 Limitations of Final Accounts	178
4.6 Features of Revised Schedule VI	179
4.6.1 Balance Sheet	179
4.6.2 Statement of Profit and Loss	180
4.7 Format of Revised Schedule VI	180
4.8 Balance Sheet of a Company as per Revised Schedule III of the Companies Act 2013	186
4.9 Profit and Loss Statement	191
4.9.1 General Instructions for Preparation of Statement of Profit and Loss	192
4.10 Profit Prior to Incorporation	216

4.11 Meaning	216
4.12 Ascertainment of Profit or Loss Prior to Incorporation	216
4.13 Treatment of Profit or Loss Prior to Incorporation	218
4.14 Summary	221
4.15 Review Questions	222
4.16 Objective Type Questions	234

### **Unit- V: Valuation of Goodwill and Shares**

5.0 Learning Objectives	239
5.1 Introduction	239
5.2 Goodwill	240
5.2.1 Definitions	240
5.2.2 The Goodwill Possessed by a firm may be of the following	240
5.2.3 Characteristics of Goodwill	241
5.2.4 Sources of Goodwill	241
5.2.5 Features of Goodwill	241
5.2.6 Nature of Good will	241
5.2.7 Need for Valuation of Goodwill	242
5.2.8 Factors Influencing Valuation of Goodwill	242
5.3 Classification of Goodwill	243
5.4 Methods of Valuation of Goodwill	244
5.4.1 Normal Profits Method	244
5.4.2 Super Profits Method	250
5.4.3 Capitalization of Profits Method	255
5.5 Valuation of Shares	257
5.5.1 Need for Valuation of Shares	257
5.5.2 Factors Influencing Valuation	257
5.6 Methods of Valuation of Shares	260
5.6.1 Net Assets Value Method	260
5.6.2 Yield Basis Method	266
5.6.3 Fair Value Method	269
5.7 Summary	270
5.8 Review Questions	270

# ***BUSINESS STATISTICS***

**II - B.Com(Gen & CA) / III - Semester**

*As per Choice Based Credit System (CBCS)*



**Authors**

**Dr. Ram Babu**

Dept. of Commerce

S.V. University, Tirupati - 517502 AP



**Dr. B. R. Ambedkar Open University**

**Eluru, Andhra Pradesh, India**

**[www.drbraouap.org](http://www.drbraouap.org)**

**Year : 2026**

**Edition : First**

All rights reserved. No part of this publication which is material protected by this copyright notice may be reproduced or transmitted or utilized or stored in any form or by any means now known or hereinafter invented, electronic, digital or mechanical, including photocopying, scanning, recording or by any information storage or retrieval system, without prior written permission from the Publisher.



**Dr. B. R. Ambedkar Open University**

**Eluru, Andhra Pradesh, India**

**[www.drbraouap.org](http://www.drbraouap.org)**

## II- Degree/ III- Semester

### Business Statistics

---

---

#### Unit 1: Introduction to Statistics

Definition, importance and limitations of statistics - Collection of data - Schedule and questionnaire – Frequency distribution – Tabulation -Diagrammatic and graphic presentation of data using Computers (Excel).

#### Unit 2: Measures of Central Tendency

Characteristics of measures of Central Tendency-Types of Averages – Arithmetic Mean, Geometric Mean, Harmonic Mean, Median, Mode, Deciles, Percentiles, Properties of averages and their applications.

#### Unit 3: Measures of Dispersion and Skewness

Properties of dispersion-Range-Quartile Deviation –Mean Deviation-Standard Deviation- Coefficient of Variation-Skewness definition-Karl Pearson's and Bowley's Measures of skewness-Normal Distribution.

#### Unit 4: Measures of Relation

Meaning and use of correlation – Types of correlation-Karlpearson's correlation coefficient – Spearman's Rank correlation-probable error-Calculation of Correlation by Using Computers. Regression analysis comparison between correlation and Regression – Regression Equations-Interpretation of Regression Co-efficient.

#### Unit 5: Analysis of Time Series & Index Numbers

Components of Time series- Measurement of trend and Seasonal Variations – Index Numbers-Methods of Construction of Index Numbers – Price Index Numbers – Quantity Index Numbers –Tests of Adequacy of Index Numbers – Cost of Index Numbers-Limitations of Index Numbers – Use of Computer Software.

## **Detailed Contents**

### ***BUSINESS STATISTICS***

---

---

<b>S.No</b>	<b>Chapter Name</b>	<b>Page No</b>
1.	Introduction of Statistics	<b>1 - 20</b>
2.	Collection of Data	<b>21 - 62</b>
3.	Diagrammatic and Graphic Presentation of Data	<b>63 - 104</b>
4.	Arithmetic Mean	<b>105 - 136</b>
5.	Harmonic Mean and Other Mathematical Averages	<b>137 - 162</b>
6.	Positional Averages (Median, Quartiles, Deciles and Percentiles)	<b>163 - 186</b>
7.	Mode	<b>187 - 204</b>
8.	Quartile Deviation and Mean Deviation	<b>205 - 228</b>
9.	Standard Deviation	<b>229 - 262</b>
10.	Skewness	<b>263 - 290</b>
11.	Correlation Analysis: Graphic Methods	<b>291 - 306</b>
12.	Algebraic Methods of Correlation Analysis	<b>307 - 336</b>
13.	Regression Analysis	<b>337 - 368</b>
14.	Analysis of Time Series	<b>369 - 386</b>
15.	Algebraic and Other Method	<b>387 - 424</b>
16.	Weighted Index Numbers	<b>425 - 452</b>

# *Programming in 'C'*

**II - B.Com(CA) / III - Semester**

*As per Choice Based Credit System (CBCS)*



**Author**

**Dr. S. Siva Sankar**

Dept. of Commerce

S.V. University, Tirupati - 517502 AP



**Dr. B. R. Ambedkar Open University**

**Eluru, Andhra Pradesh, India**

[www.drbraouap.org](http://www.drbraouap.org)

**Year : 2026**

**Edition : First**

All rights reserved. No part of this publication which is material protected by this copyright notice may be reproduced or transmitted or utilized or stored in any form or by any means now known or hereinafter invented, electronic, digital or mechanical, including photocopying, scanning, recording or by any information storage or retrieval system, without prior written permission from the Publisher.



**Dr. B. R. Ambedkar Open University**

**Eluru, Andhra Pradesh, India**

**[www.drbraouap.org](http://www.drbraouap.org)**

# Detailed Contents

## *Programming in 'C'*

---

---

### Unit-I: Algorithms and Programming Languages

1.0	Aims and Objectives	1
1.1	Introduction of Algorithms	1
1.2	Characteristics of an Algorithm	2
1.3	Strategy for Designing Algorithms	3
1.4	Different Ways of Stating Algorithms	4
1.5	Structured Programming Concept	4
1.6	Simple Examples of the Algorithm	5
1.7	Pseudo Code	6
1.7.1	Pseudo Code Rules	7
1.7.2	Advantages of Pseudo Codes	7
1.7.3	Limitations of Pseudo Codes	8
1.8	Flowcharts	8
1.8.1	Types of Flow Charts	9
1.8.2	Advantages of Flowcharts	10
1.8.3	Limitations of Flowcharts	10
1.8.4	Differences between Flowchart and Algorithm	11
1.8.5	Simple Examples of the Flowchart	11
1.9	Programming Languages	12
1.9.1	Generation of Programming Languages	12
1.9.2	Differences between High Level and Low Level Languages	14
1.10	Design and Implementation of Correct, Efficient and Maintainable Programs	14
1.11	Applying the Software Development Method	16
1.12	Additional Programs	17
1.13	Summary	19
1.14	Review Questions	19
1.15	Multiple Choice Questions	20

### Unit-II : Introduction to 'C', Data Types and I/O Operations

2.0	Aims and Objectives	21
2.1	Introduction of C	21
2.2	Characteristics of 'C' Language	23
2.3	'C' Features	24
2.4	'C' Limitations	24
2.5	Basic Structure of 'C' Language	24
2.6	Writing the First C Program, Comments	27
2.6.1	Compiling and Executing C Programs	28
2.6.2	Linking the C program	29
2.6.3	Pre-processors in "C"	29
2.7	Program Statements	30
2.8	C Tokens( Types and I/O operations)	31
2.8.1	Keywords	31
2.8.2	Identifiers	32
2.8.3	Constants	32
2.8.4	Escape Sequences	34
2.8.5	Special Symbols	34
2.8.6	'C' Operators	34

2.8.7	Variables	35
2.8.7.1	Declaring Variables	37
2.8.7.2	Initializing Variables	37
2.8.7.3	Assigning Values to Variables	38
2.9	Basic Data Types in C	39
2.10	Operators	42
2.10.1	Arithmetic Operators	43
2.10.2	Relational Operators	45
2.10.3	Logical Operators	47
2.10.4	Assignment Operators	49
2.10.5	Increment and Decrement Operators	52
2.10.6	Conditional Operators	53
2.10.7	Bitwise Operators	55
2.10.8	Special Operators	60
2.11	Expressions and Evaluation	63
2.12	Precedence and Associativity	66
2.13	Type Conversions	69
2.14	Type Casting	70
2.15	Macros	72
2.16	Input and Output Functions	78
2.16.1	Formatted Input and Output Functions	80
2.16.2	Non-formatted Input and Output Functions	82
2.17	Additional Programs	83
2.18	Summary	85
2.19	Review Questions	85
2.20	Multiple Choice Questions	86
<b>Unit-III: Decision Control and Looping Statements</b>		
3.0	Aims and Objectives	87
3.1	Introduction	87
3.2	Statements	88
3.3	Decision Making (or) Conditional Branching Statements	88
3.3.1	if, if-else, nested if, nested if-else, else-if and nested if-else Statements	88
3.3.1.1	if Statement	88
3.3.1.2	if-else Statement	90
3.3.1.3	nested if Statements	91
3.3.1.4	else-if Statement	92
3.3.1.5	Dangling else Problem	93
3.3.1.6	nested if-else Statements	94
3.3.2	Switch case Statements	95
3.4	Iterative Statements (or) Loop Statements	98
3.4.1	while loop/while Statements	98
3.4.2	do-while Loop/do-while Statements	100
3.4.3	for Loop/for Statements	102
3.4.4	Use of Comma Operator in for Loop	103
3.4.5	Differences for while, do-while and for loop	105
3.5	Nested Loops	105
3.6	Special Control Statement	109
3.6.1	goto Statement	110
3.6.2	break Statement	111
3.6.3	continue Statement	113
3.6.4	return Statement	115
3.6.5	exit Statement	116

3.6.6	Difference between break and continue Statements	117
3.6.7	null Statement	117
3.7	Additional Programs	118
3.8	Summary	121
3.9	Review Questions	121
3.10	Multiple Choice Questions	121

#### Unit-IV: Arrays

4.0	Aims and Objectives	123
4.1	Introduction	123
4.2	Arrays Concepts	124
4.2.1	Declaration of Arrays	125
4.2.2	Initialization of Arrays	128
4.2.3	Accessing Array Elements	130
4.2.4	Storing Array Elements	131
4.3	Calculating the Length of the Array	133
4.4	Using Arrays in C	134
4.4.1	Performing Operations on Arrays	134
4.4.2	Arrays Limitations	137
4.5	Types of Arrays	137
4.5.1	One dimensional Arrays	137
4.5.2	Two dimensional Arrays	139
4.5.3	Multidimensional Arrays	141
4.5.4	Comparison of Singledimensional and Multidimensional Arrays	143
4.5.5	Character Arrays	144
4.6	Inter function communication	145
4.6.1	Addition of Arrays	147
4.6.2	Subtraction of Arrays	147
4.6.3	Multiplication of Arrays	149
4.7	Sparse Matrices	150
4.8	Additional Examples	153
4.9	Summary	154
4.10	Review Questions	154
4.11	Multiple Choice Questions	155

#### Unit-V : Strings

5.0	Aims and Objectives	157
5.1	Introduction	157
5.2	Strings Concepts	157
5.2.1	Declaration of Strings	158
5.2.2	Initialization of Strings	158
5.3	String Header or 'C' Library Functions for Strings	159
5.4	Null-terminated string	160
5.5	'C' Strings	160
5.6	String Input/Output functions(Reading and Writing strings)	162
5.6.1	getchar() Function	162
5.6.2	scanf() Function	163
5.6.3	gets() Function	164
5.7	Arrays of strings	164
5.8	String Handling/Manipulation Functions	166
5.8.1	header files in "ctype.h"	169
5.9	String/Data Conversion	171
5.9.1	Suppressive Input	172
5.10	String Taxonomy	173

5.11	Miscellaneous String Functions	174
5.12	String Input/Output Functions	176
5.13	Additional Examples	177
5.14	Summary	179
5.15	Review Questions	179
5.16	Multiple Choice Questions	179
<b>Unit-VI: Functions</b>		
6.0	Aims and Objectives	181
6.1	Introduction	181
6.2	Concept of Function	181
6.2.1	Purpose of Function	182
6.3	Using Functions	183
6.3.1	Function Prototype Declaration	183
6.3.2	Function Definition	184
6.3.3	Function Calling	185
6.3.4	Designing Structured Programs	186
6.3.4.1	Defining and Accessing of Functions	186
6.3.5	Return Statement	187
6.3.6	Characteristics of Function	188
6.3.7	Advantages of Functions	189
6.4	Passing Arguments (or) Passing Parameters	189
6.4.1	Call-by-Value Vs Call-by-reference	190
6.4.2	Differences between Call-by-Value and Call-by-reference	192
6.4.3	Passing Variable Number of Arguments to a Function	194
6.5	Formal Parameters and Actual Parameters	196
6.6	Void Functions	196
6.7	Function Invocation and Function Execution	197
6.8	Nesting of Functions	198
6.9	User defined functions	199
6.10	Standard/Library functions	204
6.11	Static functions	207
6.12	Scope of Variables	209
6.12.1	Scope rules	209
6.13	Storage classes	211
6.13.1	auto Storage class	211
6.13.2	extern Storage class	211
6.13.3	register Storage class	211
6.13.4	static Storage class	212
6.13.5	Comparison of Different Storage Class Variables	213
6.14	Passing Arrays to Functions	213
6.15	Type Qualifiers	214
6.16	Inline Functions	214
6.17	Recursion	215
6.17.1	Recursive functions	215
6.17.2	Advantages of Recursion	216
6.17.3	Limitations of Recursion	216
6.17.4	Types of Recursion	217
6.18	Towers of Hanoi	218
6.19	Recursion vs Iteration	220
6.20	Preprocessor Commands	221
6.21	Built-in functions	223
6.21.1	Date Functions	224

6.22	User defined functions	225
6.22.1	Need for User Defined Functions	225
6.22.2	Return Values and Their Types	226
6.23	Additional Programs	227
6.24	Summary	229
6.25	Review Questions	229
6.26	Multiple Choice Questions	230

### Unit-VII: Pointers

7.0	Aims and Objectives	231
7.1	Introduction	231
7.2	Pointers	231
7.2.1	Declaring Pointer Variables	231
7.2.2	Assigning Pointers	233
7.2.3	Initialization of a Pointer	233
7.2.4	Accessing a Pointer's Contents	232
7.3	Address and Indirection Operator	235
7.4	Uses of Pointers	236
7.5	Drawbacks(or)Disadvantages of Pointers	236
7.6	Arrays and Pointers	236
7.6.1	Relationship between Pointers and Arrays	237
7.6.2	Accessing Elements of Two-Dimensional Array	238
7.6.3	Pointer and Multidimensional Arrays	239
7.7	Array of Pointers	240
7.8	Memory Usage in Pointers, Dynamic Memory Allocation	240
7.9	Pointer Arithmetic and Arrays	243
7.10	Pointers to Pointers	244
7.11	Pointers to void	246
7.12	Null Pointers	247
7.13	Pointers for inter function communication	248
7.14	Pointers and Strings	249
7.15	Passing Array to Function	250
7.16	Dangling Pointers	253
7.17	Pointer to Array	253
7.18	Function Pointers	254
7.18.1	Pointers to Functions	255
7.19	Generic Pointers	258
7.20	Pointer Expressions and Pointer Arithmetic	259
7.21	Passing Arguments to Functions using Pointer	259
7.22	Memory usage in Pointers	260
7.23	Difference between Array Name and Pointer	261
7.24	Additional Programs	262
7.25	Summary	263
7.26	Review Questions	263
7.27	Multiple Choice Questions	264

### Unit-VIII: Structure, Union and Enumerated Data Types

8.0	Aims and Objectives	265
8.1	Introduction	265
8.2	Declaring a Structure and its Members	265
8.2.1	The Type Definition (typedef)	266
8.3	Initialization of a Structure	268
8.4	Accessing members of a Structure	269
8.5	Assigning Values/Operations on Structures	270

8.6	Size of a Structure	271
8.6.1	Using Sizeof Operator	271
8.6.2	Without Using Sizeof Operator	272
8.7	Array of Structures	273
8.8	Differences between Arrays and Structure	273
8.9	Nested Structures	274
8.10	Structures and Functions	274
8.11	Self referential Structures	278
8.12	Passing Structures through Pointers	278
8.13	Structures containing Arrays	280
8.14	Structures containing Pointers	281
8.15	Bit fields	282
8.16	Introduction to Unions	283
8.16.1	Declaring a Union and its Members	283
8.17	Initialization of a Union	285
8.18	Accessing members of Union	286
8.19	Arrays of Unions Variables	286
8.20	Structures Vs Unions	287
8.21	Command-line arguments	287
8.22	Enumerated Data Types	289
8.23	Additional Programs	291
8.24	Summary	293
8.25	Review Questions	293
8.26	Multiple Choice Questions	294
<b>Unit-IX: Files in C</b>		
9.0	Aims and Objectives	295
9.1	Introduction	295
9.2	Using Files C	296
9.3	Types of Files	296
9.3.1	Differences between Text and Binary Files	297
9.4	File Structure	297
9.5	Streams	298
9.6	File Operations	299
9.6.1	Opening Files	300
9.6.2	Reading Files	302
9.6.3	Writing to a Files	302
9.6.4	Closing Files	303
9.6.5	State of File	305
9.7	Overview of Functions	305
9.8	File Input/Output Functions (Standard Library Input/Output Functions for Files)	307
9.8.1	fread() Function	308
9.8.2	fwrite() Function	308
9.9	File Handling in C	309
9.10	File Status Functions	310
9.10.1	Error Handling during File Operations	310
9.11	Positioning Functions (fseek, rewind and ftell)	311
9.12	Detecting the End-of-file	312
9.13	Accepting Command Line Arguments	314
9.14	Remove–Renaming a File–Creating a temporary File	317
9.15	Files of Records, Random Access to Files of Records	318
9.16	Other File Management Functions	321
9.17	Additional Programs	322
9.18	Summary	326
9.19	Review Questions	326
9.20	Multiple Choice Questions	327

# *Corporate Accounting*

*As per Choice Based Credit System (CBCS)*  
II - B.Com (Gen & CA) / IV - Semester



**Author**

**Dr. Ram Babu**

Dept. of Commerce

S.V. University, Tirupati - 517502 AP



**Dr. B. R. Ambedkar Open University**

**Eluru, Andhra Pradesh, India**

[www.drabraouap.org](http://www.drabraouap.org)

**Year : 2026**

**Edtion : First**

All rights reserved . No part of this publication which is material protected by this copyright notice may be reproduced or transmitted or utilized or stored in any form or by any means now known or hereinafter invented, electronic, digital or mechanical, including photocopying, scanning, recording or by any information storage or retrieval system, without prior written permission from the Publisher.



**Dr. B. R. Ambedkar Open University**  
**Eluru, Andhra Pradesh, India**  
**[www.drbraouap.org](http://www.drbraouap.org)**

## II - Year / IV - Semester as per CBCS

# *Corporate Accounting*

---

---

### **Learning Outcomes**

At the end of the course, the student will able to:

- Understand the Accounting treatment of Share Capital and aware of process of book building.
- Demonstrate the procedure for issue of bonus shares and buyback of shares.
- Comprehend the important provisions of Companies Act, 2013 and prepare final accounts of a company with Adjustments.
- Participate in the preparation of consolidated accounts for a corporate group.
- Understand analysis of complex issues, formulation of well-reasoned arguments and reaching better conclusions.
- Communicate accounting policy choices with reference to relevant laws and accounting standards.

#### **Unit-I**

**Accounting for Share Capital:** Kinds of Shares – Types of Preference Shares – Issue of Shares at Par, Discount and Premium - Forfeiture and Reissue of Shares (including problems).

#### **Unit-II**

**Issue and Redemption of Debentures and Issue of Bonus Shares:** Accounting Treatment for Debentures Issued and Repayable at Par, Discount and Premium - Issue of Bonus Shares - Buyback of Shares - (including problems).

#### **Unit-III**

**Valuation of Goodwill:** Need and Methods - Average Profit Method, Super Profits Method – Capitalization Method and Annuity Method (Including problems).

#### **Unit-IV**

**Valuation Shares:** Need for Valuation - Methods of Valuation - Net Assets Method, Yield Basis Method, Fair Value Method (including problems).

#### **Unit-V**

**Company Final Accounts:** Provisions of the Companies Act, 2013 - Preparation of Final Accounts – Adjustments Relating to Preparation of Final Accounts – Profit and Loss Account and Balance Sheet – (including problems with simple adjustments).

## REFERENCE BOOKS

1. Corporate Accounting – T.S Reddy and Murthy, Margham Publications, Chennai.
2. Advanced Accounts: M C Shukla, T S Grewal and S C Gupta, S Chand Publications
3. Corporate Accounting – Haneef & Mukherji, Tata McGraw Hill Publications.
4. Corporate Accounting – RL Gupta & Radha Swami, Sultan Chand & sons
5. Corporate Accounting – P.C. Tulsian, S.Chand Publishers
6. Advanced Accountancy: Jain and Narang,, Kalyani Publishers
7. Advanced Accountancy: R.L. Gupta and M.Radhaswamy, S Chand.
8. Advanced Accountancy :Chakraborty, Vikas Publishers
9. Corporate Accounting: S.N. Maheswari, S.K. Maheswari, Vikas Publishing House.
10. Advanced Accounts: M.C. Shukla, T.S. Grewal, S.C. Gupta, S. Chand & Company
11. Corporate Accounting: Umamaheswara Rao, Kalyani Publishers
12. Corporate Accounting: Dr. ChandaSrinivas, SevenHills International Publishers,
13. Advanced Accountancy: Arulanandam& Raman, Himalaya Publishing House.

# Content

## *Corporate Accounting*

---

---

### Unit-1: Accounting for Share Capital

1.0	Objectives	1
1.1	Introduction	1
1.2	Meaning of a Company	2
1.2.1	Definitions of Company	2
1.2.2	Characteristics (Features) of a Company	2
1.2.3	Types of Companies	2
1.3	Meaning of Share	3
1.4	Types of Shares	3
1.4.1	Distinction between Equity Share and Preference Share	4
1.4.2	Types (or) Classes of Preference Shares	4
1.5	Meaning of Capital	5
1.5.1	Classes of Capital	5
1.6	Issue of Shares	6
1.7	Book Building	16
1.8	Right Issues	21
1.9	Buy Back of Shares	30
1.10	Outcomes	32
1.11	Review Questions	32
1.12	Multiple Choice Questions	41

### Unit-2: Issue and Redemption of Debentures

2.0	Objectives	43
2.1	Introduction	43
2.2	Meaning of Debentures	43
2.2.1	Characteristics of Debentures	44
2.2.2	Difference between Shares and Debentures	44
2.3	Types of Debentures	45

2.4	Issue of Debentures	45
2.4.1	Issue of Debentures for Cash	46
2.4.2	Issue of Debentures for Consideration other than Cash	51
2.4.3	Debentures Issued as a Collateral Security	59
2.5	Interest on Debentures	59
2.6	Redemption of Debentures	61
2.6.1	Redemption after the Expiry of Stipulated Period of Time	62
2.6.2	Insurance Policy Method	66
2.6.3	Redemption by Drawings by Lot	66
2.6.4	Redemption by “Conversion”	68
2.7	Employee Stock Options	74
2.8	Bonus Shares	81
2.9	Sebi Guidelines on the issue of Bonus Shares	81
2.10	Free reserves that can be used for issue of Bonus shares	82
2.10.1	Difference between Bonus Shares and Right Shares	83
2.11	Accounting Treatment	84
2.12	Outcomes	88
2.13	Review Questions	88
2.14	Multiple Choice Questions	91
<b>Unit-3: Valuation of Goodwill and Shares</b>		
3.0	Objectives	95
3.1	Introduction	95
3.2	Goodwill	96
3.2.1	Definitions	96
3.2.2	The Goodwill Possessed by a Firm may be of the following	96
3.2.3	Characteristics of Goodwill	97
3.2.4	Sources of Goodwill	97
3.2.5	Features of Goodwill	97
3.2.6	Nature of Goodwill	98
3.2.7	Need for Valuation of Goodwill	98

3.2.8	Factors Influencing Valuation of Goodwill	<b>99</b>
3.3	Classification of Goodwill	<b>100</b>
3.4	Methods of Valation of Goodwill	<b>101</b>
3.4.1	Normal Profits Method	<b>101</b>
3.4.2	Super Profits Method	<b>107</b>
3.4.3	Capitalization of Profits Method	<b>112</b>
3.5	Outcomes	<b>115</b>
3.6	Review Questions	<b>115</b>
3.7	Multiple Choice Questions	<b>130</b>
<b>Unit-4: Valuation Shares</b>		
4.0	Objectives	<b>133</b>
4.1	Valuation of Shares	<b>133</b>
4.1.1	Need for Valuation of Shares	<b>134</b>
4.1.2	Factors Influencing Valuation	<b>134</b>
4.2	Methods of Valuation of Shares	<b>136</b>
4.2.1	Net Assets Value Method	<b>137</b>
4.2.2	Yield Basis Method	<b>143</b>
4.2.3	Fair Value Method	<b>146</b>
4.3	Outcomes	<b>147</b>
4.4	Review Questions	<b>147</b>
4.5	Multiple Choice Questions	<b>162</b>
<b>Unit-5: Company Final Accounts</b>		
5.0	Objectives	<b>165</b>
5.1	Introduction	<b>165</b>
5.2	Meaning of a Company	<b>165</b>
5.2.1	Definitions	<b>166</b>
5.2.2	Characteristics	<b>166</b>
5.3	Kinds of Companies	<b>166</b>
5.4	Classes of Capital	<b>166</b>
5.5	Books of Accounts	<b>168</b>

5.5.1	Uses and Importance of Final Accounts	<b>169</b>
5.5.2	Limitations of Final Accounts	<b>170</b>
5.6	Features of Revised Schedule VI	<b>171</b>
5.6.1	Balance Sheet	<b>171</b>
5.6.2	Statement of Profit and Loss	<b>172</b>
5.7	Format of Revised Schedule VI	<b>172</b>
5.8	Balance Sheet of a Company as per Revised Schedule III of the Companies Act 2013	<b>178</b>
5.8.1	General Instructions for Preparation of Balance Sheet and Statement of Profit and Loss of a Company	<b>179</b>
5.8.2	Explanation	<b>181</b>
5.9	Profit & Loss Statement	<b>183</b>
5.10	Outcomes	<b>208</b>
5.11	Review Questions	<b>208</b>
5.12	Multiple Choice Questions	<b>216</b>

# *Cost & Management Accounting*

*As per Choice Based Credit System (CBCS)*

**II - B.Com(Gen & CA) / IV - Semester**



**Authors**

**Prof. Venkata Narasiah**

Dept. of Commerce

S.V. University, Tirupati - 517502 AP



**Dr. B. R. Ambedkar Open University**

**Eluru, Andhra Pradesh, India**

[www.drbraouap.org](http://www.drbraouap.org)

**Year : 2026**

**Edition : First**

All rights reserved. No part of this publication which is material protected by this copyright notice may be reproduced or transmitted or utilized or stored in any form or by any means now known or hereinafter invented, electronic, digital or mechanical, including photocopying, scanning, recording or by any information storage or retrieval system, without prior written permission from the Publisher.



**Dr. B. R. Ambedkar Open University**

**Eluru, Andhra Pradesh, India**

**[www.drbraouap.org](http://www.drbraouap.org)**

**II - Year / IV - Semester as per CBCS**  
***Cost & Management Accounting***

---

---

**Unit-I: Introduction**

Cost Accounting: Definition-features-Objectives-Function-scope-Advantages and Limitations.

Management accounting- nature-scope-functions- Distinguish between financial accounting and cost accounting and Management accounting

**Unit-II: Elements of Cost**

Materials: Material control, selective control, ABC techniques-Valuation of Material Issue: FIFO-LIFO-Simple and Weighted Average Methods.

Labor: Direct and Indirect Labor cost-time keeping- time booking- idle time-Methods of Payment of Wages-Incentive Schemes- Time rate period-piece rate Method- Halsey-Rowan and Taylor methods.

**Unit-III: Costing Techniques**

Marginal Costing: Meaning and features of Marginal costing- Cost classification- difference between marginal costing and absorption costing-marginal cost equation- contribution- PV ratio-Breakeven point- Margin of Safety-Estimation of profits and Estimation of sales.

**Unit-IV: Financial Statement Analysis and Interpretation**

Financial Statements: Meaning- Features-Limitations-Need- Objectives and Process of Financial statement Analysis- comparative analysis -common size Analysis- Trend Analysis.

**Unit-V Job Costing and Batch Costing**

Definition and features of Job costing- Economic Batch Quantity (EBQ)- Preparation of Job Cost sheet- Problems on Job Cost Sheet and Batch Costing.

*Content*  
***Cost & Management Accounting***

---

---

**Unit-1: Introduction to Cost and Management Accounting**

1.0	Objectives	1
1.1	Introduction	1
1.2	Cost Accounting	3
1.2.1	Nature of Cost Accounting	5
1.2.2	Scope of Cost Accounting	5
1.2.3	Objectives of Cost Accounting	6
1.3	Financial Accounting vs. Cost Accounting	7
1.4	Purposes or Functions of Cost Accounting	8
1.4.1	Principles of Cost Accounting	9
1.5	Advantages of Cost Accounting	10
1.5.1	“Cost Accounting is a System of Foresight and Not of Post Mortem. It Converts the Losses into Profits, Makes the Activities Dynamic and Removes the Wastages”	12
1.5.2	Limitations of Cost Accounting	13
1.6	Essentials/ characteristics of an Ideal Costing System	13
1.6.1	Role of a Cost Accountant in an Organisation	15
1.7	Management Accounting	16
1.7.1	Characteristics of Management Accounting	17
1.7.2	Nature of Management Accounting	18
1.7.3	Scope of Management Accounting	19
1.8	Objectives or Functions of Management Accounting	20
1.9	Role of Management accounting in Decision Making	22
1.10	Limitations of Management Accounting	23
1.11	Principles of Management Accounting	24
1.12	Techniques or Tools of Management Accounting	25
1.13	Difference between Financial and Management Accounting	27
1.14	Distinction between Management Accounting and Cost Accounting	29
1.15	Outcomes	31

1.16	Review Questions	31
1.17	Multiple Choice Questions	32
<b>Unit-2: Elements of Cost</b>		
2.0	Objectives	37
2.1	Introduction	37
2.2	Elements of Cost and their Classifications	38
2.2.1	Cost Classification	41
2.2.2	Nature of Expenses	47
2.2.3	Components of Total Costs	49
2.3	Cost Sheet	50
2.3.1	Importance and Objectives of Cost Sheet	50
2.3.2	Forms of Cost Sheet	50
2.3.3	Cost Sheet - Purposes	51
2.3.4	Advantages of Cost Sheet	51
2.3.5	Difference between Cost Sheet and Cost Account	52
2.3.6	Proforma of Cost Sheet	53
2.4	Material / Inventory	56
2.4.1	Material/ Inventory Control	58
2.4.2	Essential Requirement of Inventory Control	59
2.4.3	Techniques of Materials Control	60
2.5	Purchase Department	73
2.6	Different Methods of Pricing Material Issues	74
2.7	Labour	97
2.7.1	Difference between Direct Labour and Indirect Labour	98
2.8	Labour Cost Control	99
2.8.1	Factors to be Taken into Account while Controlling Labour Cost	99
2.8.2	Labour Cost control Measurements/ Steps	100
2.8.3	Organisation for Accounting and Control of Labour Cost	101
2.9	Labour Turnover	104
2.9.1	Measurement of Labour Turnover	104
2.9.2	Causes of Labour Turnover	105

2.9.3	Effects of Labour Turnover	<b>106</b>
2.9.4	Cost of Labour Turnover	<b>106</b>
2.9.5	Control of Labour Turnover	<b>107</b>
2.9.6	Treatment of Cost of Labour Turnover	<b>108</b>
2.10	Time Recording Department	<b>108</b>
2.10.1	Methods of Time Keeping	<b>109</b>
2.10.2	Time Booking	<b>111</b>
2.11	Labour Remuneration	<b>112</b>
2.11.1	Essentials of a Sound Wage System	<b>112</b>
2.11.2	Methods of Remuneration	<b>113</b>
2.12	Outcomes	<b>127</b>
2.13	Review Questions	<b>128</b>
2.14	Multiple Choice Questions	<b>138</b>
<b>Unit-3: Costing Techniques</b>		
3.0	Objectives	<b>143</b>
3.1	Introduction	<b>143</b>
3.2	Marginal Costing	<b>144</b>
3.3	Cost Classification	<b>150</b>
3.4	Difference between Marginal Costing and Absorption Costing	<b>153</b>
3.4.1	Distinction between Absorption Costing and Marginal Costing	<b>154</b>
3.4.2	Difference between Absorption Costing and Marginal Costing	<b>155</b>
3.4.3	Advantages and Disadvantages of Marginal Costing	<b>156</b>
3.4.4	Marginal Cost Equation	<b>159</b>
3.5	Contribution	<b>160</b>
3.6	Profit Volume Ratio	<b>161</b>
3.7	Break Even Point (BEP)	<b>162</b>
3.7.1	Break Even Analysis	<b>163</b>
3.7.2	Procedure of Preparing Break-even Chart	<b>167</b>
3.8	Margin of Safety	<b>168</b>
3.9	Outcomes	<b>170</b>
3.10	Practical Problems	<b>170</b>

3.11	Review Questions	175
3.12	Multiple Choice Questions	179
<b>Unit-4: Financial Statement Analysis and Interpretation</b>		
4.0	Objective	185
4.1	Introduction	185
4.2	Meaning of Financial Statements	186
4.3	Nature of Financial Statements	187
4.3.1	Objectives of Financial Statements	188
4.3.2	Parties Interested in Financial Statement Analysis	189
4.3.3	Significance of Financial Statements	190
4.4	Meaning of Analysis	192
4.4.1	Procedure for Analysis and Interpretation	192
4.4.2	Objectives of Analysis and Interpretation	192
4.4.3	Importance of Analysis and Interpretation	193
4.4.4	Importance of Analysis of Financial Statement	193
4.5	Advantages of Financial Statements	194
4.6	Limitations of Financial Statements	195
4.7	Problems with Financial Statement Analysis	196
4.8	Tools of Analysis of Financial Statements	196
4.9	Process of Financial Statements	197
4.9.1	Comparative Statements	197
4.9.1.1	Types of Comparative Statements	198
4.9.2	Common Size Statements	203
4.9.2.1	Types of Common-Size Statements	204
4.9.3	Trend Analysis	206
4.9.3.1	Benefits of Trend Analysis Interpretations	207
4.9.3.2	Limitations of Trend Analysis Interpretation	208
4.10	Practical Problems	208
4.11	Outcomes	215
4.12	Review Questions	215
4.13	Multiple Choice Questions	219

## **Unit-5: Job Costing and Batch Costing**

5.0	Objectives	225
5.1	Introduction	225
5.2	Job Costing	226
5.2.1	Characteristics of Job Costing	226
5.2.2	Objectives of Job Costing	227
5.2.3	Advantages and Disadvantages of Job Costing	227
5.2.4	Applicability	228
5.2.5	Pre-requisites for Job Order Costing	228
5.2.6	Advantages of Job Order Cost System	228
5.2.7	Disadvantages of Job Order Costing	229
5.3	Procedure of Job Costing	229
5.4	Batch Costing	236
5.4.1	Features of Batch Costing	237
5.4.2	Advantages of Batch Costing	237
5.4.3	Disadvantages of Batch Costing	237
5.4.4	Industries which use Batch Costing	238
5.5	Difference between Job and Batch Costing	238
5.6	Economic Batch Quantity	239
5.6.1	Determination of Economic Batch Quantity	239
5.6.2	Batch Cost Sheet	240
5.7	Practical Problems	240
5.8	Outcomes	247
5.9	Review Questions	247
5.10	Multiple Choice Questions	254

# **TAXATION**

*As per Choice Based Credit System (CBCS)*

**II - B.Com(Gen & CA) / IV - Semester**



**Authors**

**Prof. Venkata Narasiah**

Dept. of Commerce

S.V. University, Tirupati - 517502 AP



**Dr. B. R. Ambedkar Open University**

**Eluru, Andhra Pradesh, India**

[www.drbraouap.org](http://www.drbraouap.org)

**Year : 2026**

**Edition : First**

All rights reserved. No part of this publication which is material protected by this copyright notice may be reproduced or transmitted or utilized or stored in any form or by any means now known or hereinafter invented, electronic, digital or mechanical, including photocopying, scanning, recording or by any information storage or retrieval system, without prior written permission from the Publisher.



**Dr. B. R. Ambedkar Open University**

**Eluru, Andhra Pradesh, India**

**[www.drbraouap.org](http://www.drbraouap.org)**

## II - Year / IV - Semester as per CBCS

# TAXATION

---

---

### UNIT 1

Taxes – Meaning – Need for and Rationale of taxes – Direct and Indirect Taxes - Constitutional Provisions on Taxation – Union List - State List – Tax Rates – Blanket Rate Method – Slab Rate Method – Surcharge – Cess – Progressive v/s Regressive Taxes. – An Overview of Taxation System in India.

### UNIT 2

Income Tax Act 1961- Important Definitions - Residential Status – Incidence of Tax – Exempted Incomes – Agricultural Income – An overview of five heads of income - .Deduction – Set off and Carry Forward of losses – Assessment of Individual - Computation of Taxable Income – Return Filing and Assessment thereof. – Collection and Recovery of Taxes – Tax Deducted at Source – Advance Tax. – (Including Problems)

### UNIT 3

Wealth Tax Act 1957 – Charge of Wealth Tax – Valuation Date – Location of Assets - Assets – Meaning – Deemed Assets – Exempted Assets – Net Wealth – Computation of Net Wealth – Valuation of Assets - Return of Wealth and Procedure of Assessment – Time Limit for Completion of Assessment. (Including Problems)

### UNIT 4

Central Sales Tax : Definitions - Dealer, Declared Goods, Place of Business, Sale, Sale Price, Turnover – Inter State Trade or Commerce – Computation of Taxable Turnover - Assessment and Returns under CST Act (Including Problems)

APVAT Act, 2005 – Statement of Objectives and Reasons – Definitions: Business Casual Trader, Dealer, Input Tax, Output Tax, Place of Business, Tax Invoice, Total Turnover, Turnover Tax. – Computation of Taxable Turnover – Registration Procedure (Including Problems)

Service Tax Act, 1994 – Introduction – Meaning of Service – Classification of Taxable Services – Valuation of Taxable Services - Registration – Assessment Procedure.

### UNIT 5

Central Excise Duty – Definitions – Taxable Event under Central Excise – Types of Duties – Classification – Valuation - Registration Procedure - CENVAT Credit.

Customs Duty – Important Definitions – Goods, Import, Export, Importer, Exporter, Territorial Waters, India, Bill of Entry - Import and Export Procedure – Various Documents used in Foreign Trade - Baggage – Stores – Valuation Rules.

**Content**  
**TAXATION**

---

---

**Unit-I: Introduction**

1.1	Introduction	1
1.2	Meaning of Taxes	2
1.2.1	Definitions of Tax	2
1.2.2	Objectives of Taxes	2
1.3	Rationale of Taxes	3
1.4	Direct and Indirect Taxes	4
1.4.1	Direct Taxes	4
1.4.1.1	Advantages and Disadvantages of Direct Taxes	5
1.4.2	Indirect Tax	5
1.4.2.1	Advantages and Disadvantages	7
1.4.3	Difference between Direct and Indirect Taxes	9
1.4.4	Role of Direct and Indirect Taxes	9
1.5	Constitutional provisions on Taxation	10
1.6	Tax Rate	12
1.7	Progressive Tax	16
1.7.1	Definition of Progressive Tax	16
1.8	Regressive Tax	16
18.1	Definition of Regressive Tax	17
1.9	Tax Structure in India	17
1.10	Summary	21
1.11	Review Questions	22

**Unit-II: Income Tax**

2.1	Introduction	24
2.2	Meaning of Income	25
2.2.1	Residential Status	25
2.2.1.1	Different Residential Status	26
2.2.2	Incidence of Tax	29
2.2.2.1	Types of Income	29
2.2.2.2	Test of Additional Conditions U/S6(6)	33

2.2.3	Exempted Incomes	<b>33</b>
2.2.3.1.	Exempted Income to Certain Institutions and Authorities	<b>37</b>
2.2.3.2	Incomes which are to be Including in the Total Income to Determine the Rate	<b>38</b>
2.3	Agricultural Income	<b>38</b>
2.3.1	Explanation for Sections	<b>39</b>
2.3.2	Integration of Agricultural Income with Non Agricultural Income	<b>40</b>
2.4	Heads of Income	<b>43</b>
2.4.1	Income From “SALARY”	<b>44</b>
2.4.2	Valuation of Pequisites	<b>45</b>
2.4.3	Allowances	<b>48</b>
2.4.3.1	Calculation of Taxable Leave Salary when Assessee Retired in between the Month	<b>54</b>
2.5	Income from House Property	<b>54</b>
2.5.1	Exemptions Regarding Income from House Property	<b>55</b>
2.6	Income from Business or Profession	<b>60</b>
2.6.1	Computation of Business Profit	<b>61</b>
2.6.2	Deductions Allowed	<b>62</b>
2.6.3.	General deductions[SEC.37]	<b>65</b>
2.6.4	Maintenance of Accounts: Sec.44AA	<b>70</b>
2.7	Income from Capital Gain	<b>82</b>
2.7.1	Cost of Acquisition	<b>84</b>
2.7.2	Indexing of Cost Long term Capital asset [Cost Inflation Index (C.I.I.)]	<b>85</b>
2.8	Income from Other Sources	<b>94</b>
2.8.1	The following Incomes are Chargeable to Tax	<b>94</b>
2.8.2	Allowable Deductions	<b>95</b>
2.9	Deduction of Gross Total Income	<b>95</b>
2.10	Set off and Carry Forward of Loss	<b>102</b>
2.11	Assessment of Individuals	<b>115</b>
2.12	Filing of Return of Income [Section 139(1)]	<b>121</b>
2.13	Collection and Recovery of Taxes	<b>126</b>

2.14	Tax Deduction at Source (TDS)	134
2.15	Summary	135
2.16	Review Questions	135

### Unit-3: Wealth Tax

3.1	Introduction	137
3.2	Definition of Wealth Tax	138
3.2.1	Objectives of Wealth Tax	139
3.2.2	Charge of Wealth Tax	140
3.3	Valuation Date	148
3.4	Location of Assets	148
3.4.1	Assets	149
3.5	Deemed Assets	150
3.6	Exempted Assets	153
3.7	Computation of Net Wealth	155
3.8	Valuation of Assets [Section 7 and Schedule III]	156
3.8.1	Valuation of self-occupied residential house [Section 7(2)]	157
3.8.2	Valuation of interest in Firm or associated of person [Rule 15 and 16]	158
3.8.3	Valuation of Life Interest [Rule 17]	159
3.8.4	Valuation of Jewellery [Rule 18]	160
3.9	Return of Wealth	161
3.9.1	Return after due Date ABD Amendment of Return	162
3.10	Time Limit for Completion of Assessment and Reassessment	165
3.11	Summary	167
3.12	Review Questions	167

### Unit-4: Sales Tax and Service Tax

4.1	Introduction	169
4.1.1	Objectives of CST Act	170
4.2	Definitions	170
4.2.1	Features of CST Act	171
4.3	Inter- State Trade or Commerce	171
4.4	Inter- State Sales Tax	172
4.4.1	Registration of Dealers.	174

4.5	Determinations of Taxable Turnover	178
4.6	Value Added Tax	179
4.6.1	Advantages and Disadvantages of VAT	180
4.6.2	Objectives of Tax	182
4.7	Procedure for Registration	182
4.7.1	Time to Apply for Registration	183
4.8	Service Tax	183
4.8.1	service Tax in India	184
4.9	Classification of Taxable Services	184
4.10	Valuation of Services	185
4.10.1	Value of Similar Service (Rule 3(a))	186
4.10.2	Value of Taxable Service Provided from Outside India- Rule 7	186
4.11	Registration under Service Tax	186
4.11.1	Centralized Registration	187
4.11.2	Time period to obtain registration	188
4.11.3	Prosudre for Registration under Service Tax	188
4.12	Assessment	189
4.13	Summary	189
4.14	Review Questions	190
<b>Unit-5: Central Excise and Customs</b>		
5.1	Introduction	191
5.1.1	Definitions	192
5.2	Taxable Event for Levy of Central Excise	192
5.3	Types of Customs Duties in India	193
5.3.1	Types of Excise Control	195
5.4	Classification of Goods and Rates of Excise Duty	195
5.4.1	Interpretative Rules for Classification	196
5.5	Valuation	197
5.5.1	Salient Features of the new Valuation Rules are Mentioned Below	198
5.6	Central Excise Registration	199
5.6.1	Procedure of Obtaining Registration.	199

5.7	Cenvat Credit	201
5.7.1	Explanation of CENVAT Credit Scheme Work	201
5.7.2	Types of CENVAT Credit	201
5.8	Customs Duty	203
5.9	Important Definitions	203
5.10	Types of Custom Duties	204
5.11	Import and Export Procedure	205
5.11.1	Import Procedure	205
5.11.2	Export Procedure	213
5.12	Variation Documents used in Foreign Trade	217
5.12.1	Types of Trade Document	218
5.12.2	The Document used in Foreign Trade	219
5.13	Baggage Rules	220
5.14	Customs Valuations	226
5.15	Summary	231
5.16	Review Questions	231

# *Business Law*

*As per Choice Based Credit System (CBCS)*

**II - B.Com(Gen & CA) / IV - Semester**



**Authors**

**Dr. Maneiah**

Dept. of Commerce

S.V. University, Tirupati - 517502 AP



**Dr. B. R. Ambedkar Open University**

**Eluru, Andhra Pradesh, India**

[www.drbraouap.org](http://www.drbraouap.org)

**Year : 2026**

**Edition : First**

All rights reserved. No part of this publication which is material protected by this copyright notice may be reproduced or transmitted or utilized or stored in any form or by any means now known or hereinafter invented, electronic, digital or mechanical, including photocopying, scanning, recording or by any information storage or retrieval system, without prior written permission from the Publisher.



**Dr. B. R. Ambedkar Open University**

**Eluru, Andhra Pradesh, India**

**[www.drbraouap.org](http://www.drbraouap.org)**

## II - Year / IV - Semester as per CBCS

### *Business Law*

---

---

#### **Learning Outcomes**

At the end of the course, the student will be able to:

- Understand the legal environment of business and laws of business.
- Highlight the security aspects in the present cyber-crime scenario.
- Apply basic legal knowledge to business transactions.
- Understand the various provisions of Company Law.
- Engage critical thinking to predict outcomes and recommend appropriate action on issues relating to business associations and legal issues.
- Integrate concept of business law with foreign trade.

#### **Unit-I**

**Contract:** Meaning and Definition of Contract - Essential Elements of Valid Contract - Valid, Void and Voidable Contracts - Indian Contract Act, 1872

#### **Unit-II**

**Offer, Acceptance and Consideration:** Definition of Valid Offer, Acceptance and Consideration - Essential Elements of a Valid Offer, Acceptance and Consideration.

#### **Unit-III**

**Capacity of the Parties and Contingent Contract:** Rules Regarding to Minors Contracts - Rules Relating to Contingent Contracts - Different Modes of Discharge of Contracts - Rules Relating to Remedies to Breach of Contract.

#### **Unit-IV**

**Sale of Goods Act 1930 and Consumer Protection Act 2019:** Contract of Sale - Sale and Agreement to Sell - Implied Conditions and Warranties - Rights of Unpaid Vendor- Definition of Consumer - Person - Goods - Service - Consumer Dispute - Consumer Protection Councils - Consumer Dispute Redressal Mechanism.

#### **Unit-V**

**Cyber Law:** Overview and Need for Cyber Law - Contract Procedures - Digital Signature- Safety Mechanisms.

## **References Books**

1. J. Jaysankar, Business Laws, Margham Publication. Chennai.
2. ND Kapoor, Business Laws, S Chand Publications.
3. Balachandram V, Business law, Tata McGraw Hill.
4. Tulsian, Business Law, Tata McGraw Hill.
5. Pillai Bhagavathi, Business Law, S Chand Publications.
6. Business Law, Seven Hills Publishers, Hyderabad.
7. K C Garg, Business Law, Kalyani Publishers.

## **Our Reference Book**

# Content

## *Business Law*

---

---

### Unit-1: Contract

1.0 Objectives	1
1.1 Introduction	1
1.2 Meaning of Contract	2
1.2.1 Definition	2
1.3 Essential Elements of a Valid Contract	6
1.4 Agreement	9
1.5 Classification of Agreement	9
1.6 Classification of Contracts or Kinds of Contracts	12
1.7 Indian Contract ACT, 1872	18
1.8 Outcomes	18
1.9 Review Questions	18
1.10 Multiple Choice Questions	20

### Unit-2: Offer, Acceptance and Consideration

2.0 Objectives	25
2.1 Introduction	25
2.2 Offer or Proposal	25
2.2.1 Proposal as Distinguished from an Invitation to make a Proposal	29
2.3 Legal Rules Regarding a Valid Offer	31
2.3.1 Essentials of Valid Offer (Check List)	33
2.4 Lapse and Revocation of Offer	33
2.4.1 When Does Offer Come to an end (Section 6)	34
2.5 Acceptance	35
2.5.1 Types of Acceptance	36
2.5.2 Relationship between Offer and Acceptance	36
2.5.3 Rules of Acceptances/Essentials of Valid Acceptance	37
2.5.4 Mental Acceptance is no Acceptance	39
2.5.5 Acceptance without Communication	40
2.5.6 Communication and Revocation of Offer and Acceptance	40
2.5.7 Modes of Lapse of an Offer	42
2.5.8 Communication and Acceptance of Special Conditions	43
2.5.9 A Stranger to a Contract Cannot Sue	45
2.5.10 Contracts over Telephone or Telex	46

2.5.11	Agreement to Make a Contract in Future	<b>46</b>
2.6	Consideration	<b>47</b>
2.6.1	Essentials of Valid Consideration	<b>47</b>
2.6.2	Stranger to a Contract and Stranger to Consideration	<b>50</b>
2.6.3	A Stranger to a Contract cannot Sue	<b>50</b>
2.7	The Rule, “No Consideration, No Contract” and its Exceptions	<b>51</b>
2.8	Outcomes	<b>53</b>
2.9	Review Questions	<b>53</b>
2.10	Multiple Choice Question	<b>56</b>
<b>Unit-3: Capacity of the Parties and Contingent Contract</b>		
3.0	Objectives	<b>63</b>
3.1	Introduction	<b>63</b>
3.2	Capacity of Parties	<b>64</b>
3.3	Minor’s Contract	<b>64</b>
3.3.1	A Contract or Agreement with or by a Minor is Void	<b>66</b>
3.3.2	Persons of Pnsound Mind (Section 11 and 12)	<b>71</b>
3.3.3	Disqualified by Law or Disqualifications According to Status or Incompetency Through Status	<b>73</b>
3.4	Contingent Contract	<b>74</b>
3.5	Features and Rules of Contingent Contract	<b>75</b>
3.5.1	Rules for Enforcing Contingent Contracts	<b>75</b>
3.6	Difference Between a Wager and a Contingent Contract	<b>77</b>
3.6.1	Modes of Discharge of Contract	<b>77</b>
3.6.2	Exceptions of Discharge by Impossibility	<b>85</b>
3.6.3	Effect of Impossibility	<b>88</b>
3.7	Consequences or Effects of Anticipatory Breach Contract	<b>92</b>
3.8	Outcomes	<b>93</b>
3.9	Review Questions	<b>93</b>
3.10	Multiple Choice Questions	<b>96</b>
<b>Unit-4: Sale of Goods Act 1930 and Consumer Protection Act 2019</b>		
4.0	Objectives	<b>99</b>
4.1	Introduction	<b>99</b>
4.2	Contract of Sales	<b>100</b>
4.2.1	Characteristics or Elements or Essentials of a Contract of Sale	<b>101</b>
4.2.2	Difference between Sale and Agreement to Sell	<b>103</b>
4.3	Subject Matter of Sale Contract	<b>104</b>

4.3.1	Types of Goods	<b>104</b>
4.3.2	Destruction of Goods	<b>106</b>
4.3.3	Ascertainment of Price	<b>107</b>
4.3.4	Earnest Money	<b>108</b>
4.4	Conditions and Warranties	<b>108</b>
4.4.1	Stipulation as to Time	<b>110</b>
4.4.2	Express Condition or Warranty	<b>113</b>
4.4.3	Implied Warranties	<b>118</b>
4.5	Doctrine of Caveat Emptor	<b>119</b>
4.6	Transfer of Property	<b>121</b>
4.6.1	Time of Passing of Property and its Importance	<b>121</b>
4.6.2	Transfer of Property in Specific or Ascertained goods	<b>122</b>
4.6.3	Relationship between Ascertainment and Transfer of Ownership	<b>125</b>
4.6.4	Transfer of Title by Non-owners	<b>126</b>
4.7	Right of Unpaid seller	<b>131</b>
4.8	Consequences of Breach of the Contract of Sale of the Goods	<b>141</b>
4.9	Consumer Protection Act-1986	<b>143</b>
4.9.1	Scope and Extent of the Act	<b>144</b>
4.9.2	Objectives of the Act	<b>144</b>
4.9.3	Some Important Definitions and Terminology	<b>145</b>
4.10	Causes/Types of Consumer Exploitation or Consumer Problems	<b>149</b>
4.11	Right to Consumer	<b>151</b>
4.12	Need and Importance of Consumer Protection	<b>152</b>
4.13	Consumer Protection Councils	<b>153</b>
4.14	Redressal of Consumer Disputes	<b>155</b>
4.14.1	Jurisdiction of District Forum	<b>156</b>
4.14.2	Manner in which Complaint Shall be Made	<b>156</b>
4.14.3	A Procedure of Grievance Redressal	<b>157</b>
4.14.4	Power/Rights of District Forum	<b>159</b>
4.14.5	Enforcement of the orders of District Forum State Commission or National Commission	<b>163</b>
4.14.6	Penalties	<b>163</b>
4.14.7	Some Important Points of Consumer Protection Amendment Act, 2002	<b>164</b>
4.15	Consumer Protection Act, 2019	<b>164</b>
4.15.1	Features of the Consumer Protection Act, 2019	<b>165</b>
4.16	Outcomes	<b>166</b>

4.17	Review Questions	<b>167</b>
4.18	Multiple Choice Questions	<b>170</b>
<b>Unit-5: Cyber Law</b>		
5.0	Objectives	<b>179</b>
5.1	Introduction	<b>179</b>
5.2	Cyber Law	<b>180</b>
5.2.1	History of Internet and World Wide Web	<b>181</b>
5.3	Need for Cyber Law	<b>182</b>
5.4	Jurisprudence of Indian Cyber Law	<b>183</b>
5.5	Cybercrime on the rise	<b>185</b>
5.6	Terms of Cyber Law	<b>187</b>
5.7	Cyber Law in India	<b>190</b>
5.7.1	Need for Cyber Law in India	<b>190</b>
5.7.2	Information Technology Act, 2000	<b>191</b>
5.7.3	National Policy on Information Technology 2012	<b>191</b>
5.7.4	Important Provisions of the Act	<b>192</b>
5.8	E-Contracts	<b>199</b>
5.8.1	Essentials of an Electronic Contract	<b>200</b>
5.8.2	Processes for forming Electronic Contracts	<b>201</b>
5.9	Regulation of Certifying Authorities	<b>204</b>
5.9.1	A Controller of Certifying Authority	<b>204</b>
5.9.2	Functions of Controller: (Secs. 18-25)	<b>205</b>
5.9.3	Powers of CCA	<b>207</b>
5.9.4	Who may Apply for License for Becoming Certifying Authority	<b>208</b>
5.9.5	Certifying Authority	<b>209</b>
5.9.6	Duties Certifying Authority (Secs. 30-34)	<b>210</b>
5.10	Digital Signature Certificate (Rule 7)	<b>211</b>
5.10.1	Procedures Relating to Electronic Signature Certificate (Secs. 35-39)	<b>212</b>
5.11	Subscriber	<b>213</b>
5.12	Cyber Contraventions and Offences	<b>214</b>
5.12.1	Penalties and Compensation for Contraventions	<b>215</b>
5.12.2	Offences and its Kinds	<b>217</b>
5.13	Adjudication and Appellate Tribunal	<b>221</b>
5.14	Outcomes	<b>225</b>
5.15	Review Questions	<b>225</b>
5.16	Multiple Choice Questions	<b>227</b>

# *Database Management Systems*

*As per Choice Based Credit System (CBCS)*

**II - B.Com(CA) / IV - Semester**



**Author**

**Dr. S. Siva Sankar**

Dept. of Commerce

S.V. University, Tirupati - 517502 AP



**Dr. B. R. Ambedkar Open University**

**Eluru, Andhra Pradesh, India**

**[www.drbraouap.org](http://www.drbraouap.org)**

**Year : 2026**

**Edtion : First**

All rights reserved. No part of this publication which is material protected by this copyright notice may be reproduced or transmitted or utilized or stored in any form or by any means now known or hereinafter invented, electronic, digital or mechanical, including photocopying, scanning, recording or by any information storage or retrieval system, without prior written permission from the Publisher.



**Dr. B. R. Ambedkar Open University**

**Eluru, Andhra Pradesh, India**

**[www.drbraouap.org](http://www.drbraouap.org)**

# Detailed Contents

## *Database Management Systems*

---

---

### Unit-I: Overview of Database Management System

1.0	Aims and Objectives	1
1.1	Introduction	1
1.2	Data and Information	2
1.2.1	Differences Between Data and Information	2
1.2.2	View of Data	3
1.3	File-based system	4
1.3.1	Distinguish between Filesystem and DBMS	5
1.3.2	Drawbacks of File-Based System	5
1.4	Database	6
1.4.1	Purpose of Database Systems	7
1.4.2	Functions of DBMS	8
1.4.3	Characteristics of DBMS	8
1.4.4	Types of Database	9
1.4.5	Database-System Applications	9
1.5	Database Management System	10
1.5.1	Objectives of DBMS	11
1.5.2	Evolution of DBMS	11
1.5.3	Classification of DBMS	13
1.5.4	DBMS Approach	14
1.5.5	Database Languages	15
1.5.6	Relational Databases	16
1.5.7	Database Design	17
1.5.8	Data Storage and Querying	19
1.5.9	Transaction Management	20
1.5.10	Advantages of DBMS	21
1.5.11	Disadvantages of DBMS	22
1.6	Database Administrator (DBA) Functions & Role	22
1.6.1	Database Users and Administrators	23
1.6.2	Data Files Indices and Data Dictionary	24
1.7	Data Models	26
1.7.1	Anis/Spark Data Model	26
1.7.1.1	Differences between Relational and Non-relational Data Models	28
1.7.2	Object-based Logical Models	29
1.7.3	Physical Data Model	29
1.7.4	ANSI/SPARC Data Model	29
1.8	Components and Interfaces of Database Management System	31

1.9	Database Architecture	33
1.9.1	Advantages of Three-Level Architecture	35
1.10	Situations where DBMS is not necessary	35
1.10.1	DBMS Vendors and Their Products	36
1.11	Summary	36
1.12	Keywords	36
1.13	Review Questions	37
1.14	Multiple Choice Questions	38

## UNIT II: Entity-Relationship Model

2.0	Aims and Objectives	41
2.1	Introduction	41
2.2	Structure of Relational Databases	41
2.2.1	Database Schema	42
2.2.2	Keys	43
2.2.2.1	Primary Key and Foreign Key for the Relations	44
2.2.3	Schema Diagrams	45
2.2.4	Relational Query Languages	45
2.2.5	Relational Operations	46
2.3	Entity Relationship (ER) Model	48
2.3.1	Entities	48
2.3.2	Classification of Entity Sets	49
2.3.3	Attributes	50
2.3.4	Relationships	51
2.3.5	The building Blocks of an Entity Relationship Diagram	52
2.3.6	Defining Relationship for College Database	53
2.4	E-R Diagram	55
2.4.1	Conversion of E-R Diagram to Relational Database	56
2.4.2	Relationship Degree	57
2.4.3	Relationship Classification	58
2.4.4	Entity-Relationship Design Issues	59
2.4.5	Extended E-R Features	60
2.4.6	Other Aspects of Database Design	63
2.5	Reducing ER Diagram to Tables	64
2.5.1	Enhanced Entity-relationship Model (EER Model)	70
2.5.2	ISA relationship and Attribute Inheritance	70
2.5.3	Multiple Inheritances	71
2.5.4	Constraints on Specialization and Generalization	71
2.5.5	Advantages of ER Modeling	73
2.5.6	Disadvantages of ER Model	73
2.6	Entity Clusters	74

2.6.1	CODD'S Rules	75
2.6.2	Relational Data Model	76
2.7	Relational Constraints	77
2.7.1	Relational Integrity	79
2.7.2	Update Operations and Dealing with Constraint Violations	80
2.7.3	Relational Algebra	81
2.7.4	Relational Algebra Operations	81
2.7.5	Advantages and Limitations of Relational Algebra	91
2.8	Relational Calculus	92
2.8.1	Tuple Relational Calculus	92
2.8.2	Domain Relational Calculus (DRC)	94
2.9	Relational Model	95
2.10	ConnectionTraps	96
2.11	QBE	97
2.12	Summary	100
2.13	Keywords	101
2.14	Review Questions	102
2.15	Multiple Choice Questions	103

### UNIT-III: Database Integrity and Normalization

3.0	Aims and Objectives	105
3.1	Introduction	105
3.2	Relational Database Design	105
3.2.1	Features of Good Relational Designs	106
3.2.2	Relational Database Integrity	106
3.2.3	Redundancy and Associated Problems	106
3.2.4	Single Valued Dependencies	107
3.2.5	Functional Dependencies in Relational Database	107
3.2.6	Decomposition Using Multivalued Dependencies	110
3.3	Normalization	112
3.3.1	The First Normal Form	113
3.3.2	The Second Normal Form	116
3.3.3	The Third Normal Form	117
3.3.4	Boyce Codd Normal Form	120
3.4	Attribute Preservation	123
3.4.1	Lossless-join Decomposition	124
3.4.2	Dependency Preservation	124
3.5	File Organisation	125
3.5.1	Physical Database Design Issues	126
3.5.2	Storage of Database on Hard Disks	126
3.5.3	File Organisation and its Types	127

3.5.4	Heap Files (Unordered files)	128
3.5.5	Sequential File Organisation	129
3.5.6	Indexed (Indexed Sequential) File Organisation	129
3.5.7	Hashed File Organisation	130
3.5.8	Types of Indexes	138
3.5.9	Index and Tree Structure	139
3.5.10	Multi-key File Organisation	142
3.5.11	Need for Multiple Access Paths	142
3.5.12	Multi-list File Organisation	143
3.5.13	Inverted File Organisation	145
3.6	Summary	145
3.7	Keywords	146
3.8	Review Questions	146
3.9	Multiple Choice Questions	147

#### UNIT IV: Structured Query Language(SQL)

4.0	Aims and Objectives	151
4.1	Introduction	151
4.2	Overview of the SQL Query Language	151
4.2.1	History of SQL Standard	152
4.2.2	Basic Structure of SQL Queries	153
4.2.3	Commands in SQL	153
4.2.4	Data Types in SQL	154
4.3	Data Definition Language	155
4.3.1	Selection Operation	158
4.3.2	Projection Operation	159
4.3.3	Aggregate Functions	159
4.3.4	Additional Basic Operations	161
4.3.5	Null Values	162
4.3.6	Nested Subqueries	162
4.4	Data Manipulation Language	163
4.5	Data Control Language	164
4.6	Transaction Control Language	165
4.7	Modification of the Database	165
4.7.1	Table Modification Commands/Table Handling	166
4.7.2	Table Truncation	167
4.7.3	Imposition of Constraints	168
4.7.4	Join Operation	171

4.7.5	Set Operation	174
4.7.6	Views	176
4.7.7	Sequences	179
4.7.8	Indexes and Synonyms	183
4.8	Queries using Order by, Where & Group by	184
4.8.1	Nested/Sub Queries	186
4.9	Embedded SQL	188
4.10	Summary	190
4.11	Keywords	190
4.12	Review Questions	191
4.13	Multiple Choice Questions	191

#### UNIT V: PL/SQL

5.0	Aims and Objectives	193
5.1	Introduction	193
5.2	Shortcoming in SQL	193
5.3	Structure of PL/SQL	194
5.3.1	PL/SQL Language Elements	194
5.4	Data Types	198
5.4.1	Operators Precedence	198
5.4.2	Control Structure	199
5.5	Steps to Create a PL/SQL Program	202
5.6	Cursors	204
5.6.1	Steps to Create Cursors	207
5.7	Procedures	208
5.7.1	Function	210
5.7.2	Packages	211
5.7.3	Exceptions Handling	213
5.7.4	Database Triggers	216
5.7.5	Types of Triggers	219
5.8	Summary	220
5.9	Keywords	220
5.10	Review Questions	220
5.11	Multiple Choice Questions	221

#### UNIT-VI : Transactions and Concurrency Management

6.0	Aims and Objectives	223
6.1	Introduction	223

6.2	Transactions	223
6.2.1	Concurrent Transactions	226
6.2.2	Locking Protocol	226
6.2.3	Serialisable Schedules	226
6.3	Locks Two Phase Locking (2PL)	228
6.4	Deadlock and its Prevention	230
6.5	Optimistic Concurrency Control	233
6.6	Database Recovery and Security	235
6.7	Kinds of Failures	236
6.7.1	Failure Controlling Methods	237
6.8	Database Errors	238
6.9	Backup & Recovery Techniques	239
6.10	Security & Integrity	244
6.10.1	Database Security	245
6.11	Authorization	247
6.12	Summary	247
6.13	Keywords	248
6.14	Review Questions	248
6.15	Multiple Choice Questions	249

### UNIT-VII: Distributed and Client Server Databases

7.0	Aims and Objectives	253
7.1	Introduction	253
7.2	Need for Distributed Database Systems	254
7.2.1	Structure of Distributed Database	257
7.3	Advantages of Data Distribution	259
7.3.1	Disadvantages of Data Distribution	259
7.4	Data Replication	263
7.5	Data Fragmentation	265
7.6	Distributed Database-System Architectures	269
7.6.1	Centralized Architectures	272
7.6.2	Client Server Architectures	273
7.6.3	Need for Client Server Computing	274
7.6.4	Structure of Client Server Systems & its advantages	275
7.6.5	Server System Architectures	276
7.6.6	Server System Architectures	276
7.6.7	Parallel Systems	277
7.6.8	Network Types	279
7.7	Summary	280
7.8	Keywords	280
7.9	Review Questions	280
7.10	Multiple Choice Questions	281